

**ADMINISTRATION REPORT  
AND  
ANNUAL ACCOUNTS  
2018 - 2019**



**AN ISO 9001 : 2015 PORT**

**COCHIN PORT TRUST**

**Willingdon Island, Cochin - 682 009**



<b>CONTENTS</b>	<b>Page No.</b>
Board of Trustees	5
Principal Officers of Cochin Port Trust	6-7
Port Operations at a Glance	8
<b>Part I - Descriptive</b>	
I. Management	11 - 14
II. Traffic	15 - 19
III. Shipping	20 - 23
IV. Port Operations	24 - 27
V. Financial Positions	28 - 30
VI. Engineering	31 - 40
VII. Labour welfare and Industrial Relations	41 - 47
VIII. General Activities	48 - 50
<b>Part II - Statistical Appendices</b>	
Statements 1 to 40	51 - 108
<b>Part III - Financial Statements</b>	
Balance Sheet and Annual Accounts	113 - 144





## MEMBERS

1. **Chairman** : **Dr. M. Beena IAS**  
 2. **Deputy Chairman** : **Shri Venkata Ramana Akkaraju**

Sl. No.	Name	Address	Representing
3	<b>Shri Ajithkumar Sukumaran</b>	Principal Officer-cum-Joint Director General, Mercantile Marine Dept., Willingdon Island, Cochin - 682009	Mercantile Marine Dept.
4	<b>Shri Sumit Kumar IRS</b>	Commissioner of Customs Custom House, Willingdon Island, Cochin-682009	Dept. of Customs
5	<b>Dr. K. Ellangovan IAS</b>	Principal Secretary (Ports) Room No.264, South Block, Secretariat Thiruvananthapuram-695001	Govt. of Kerala
6	<b>Shri Dashrath Prasad ITS</b>	Director, Ministry of Shipping Transport Bhawan, 1 Parliament Street New Delhi - 110001	Ministry of Shipping
7	<b>Capt. Rajesh Rana</b>	Naval Officer-In-Charge Kerala Naval Base, Cochin - 682004	Defence Service
8	<b>DIG Sanatan Jena</b>	Commander Coast Guard District Headquarters No.4, Kalvathy Road Fort Kochi - 682001	Coast Guard
9	<b>Shri N. Sreekumar IRTS</b>	Chief Freight Transportation Manager, Southern Railway Headquarters, Park Town, Chennai - 600003	Indian Railways
10	<b>Shri K.P. Singh IFS</b>	Additional Principal Chief Conservator of Forests © Ministry of Environment Forest & Climate Change Regional Office (SZ) Kendriya Sadan, 4 <sup>th</sup> Floor II Block, Koramangala Bangalore - 560034	Ministry of Environment, Forest & Climate Change





Chairman : Dr. M. Beena IAS  
Deputy Chairman : Shri Venkata Ramana Akkaraju

**GENERAL ADMINISTRATION DEPARTMENT**

Secretary : Smt. C. Premakumari  
Sr. Dy. Secretary : Shri Jijo Thomas  
Sr. Dy. Director (R) : Vacant  
Dy. Secretary : Vacant  
Sr. Asst. Estate Manager : Smt. Emily P. David

**VIGILANCE DEPARTMENT**

Chief Vigilance Officer : Smt. S. Uma Venkatesan, IRS  
Dy. CVO : Shri G. Ramachandran

**C.I.S.F**

Dy. Commandant : Shri Jograj

**FINANCE DEPARTMENT**

Financial Adviser & Chief Accounts Officer : Shri B. Bhagyanath  
Sr. Dy. Chief Accounts Officer : Smt. Rajashree Dabke  
Sr. Dy. Director (EDP) : Shri M.V. Paul

**CIVIL ENGINEERING DEPARTMENT**

Chief Engineer : Shri G.Vaidyanathan  
Dy. Chief Engineer (C) : (i) Smt. E. Rema  
: (ii) Shri K. Joji Paul



**MECHANICAL ENGINEERING DEPARTMENT**

Chief Mechanical Engineer	:	Vacant
Dy. CME (M)	:	Shri Jose C Kappen
Dy. CME (ELE)	:	Shri C. Rajasekharan

**TRAFFIC DEPARTMENT**

Traffic Manager	:	Shri Goutam Gupta
Sr.Dy. Traffic Manager	:	Shri Jimmy George
Dy. Traffic Manager	:	Shri Anil Kunar

**MARINE DEPARTMENT**

Deputy Conservator	:	Capt. Joseph J. Alappatt
Harbour Master	:	Capt. Shagi Abraham
MMPC	:	Capt. Sajan K.Varghese
Dock Master	:	Capt. S. Krishna Raj
MES	:	Shri Thomas Mathew

**MEDICAL DEPARTMENT**

Chief Medical Officer	:	Dr. Roy Thomas
Sr. Dy. CMO	:	Vacant
Dy. CMO (GD)	:	Dr. K.I. Muthukoya

**STORES**

Sr. Dy. Materials Manager	:	Shri K.V. Bhagavath Sing
---------------------------	---	--------------------------





		Year	
		2018-19	2017-18
<b>I</b>	Traffic (lakhs tonnes) (including Container Traffic)		
	i. Export	66.46	57.79
	ii. Import	253.76	233.59
	<b>Total</b>	<b>320.22</b>	<b>291.38</b>
	Container Traffic (In TEU's)		
	i. Stuffed Containers		
	a) Export	144031	157936
	b) Import	262196	235272
	<b>Total</b>	<b>406227</b>	<b>393208</b>
	ii. Empty Containers		
a) Export	153525	118340	
b) Import	34840	44264	
<b>Total</b>	<b>188365</b>	<b>162604</b>	
<b>GRAND TOTAL</b>		<b>594592</b>	<b>555812</b>
	iii. Containerised cargo handled (lakhs tonnes)		
	a) Export	22.88	24.26
	b) Import	58.28	52.66
	<b>Total</b>	<b>81.16</b>	<b>76.92</b>
<b>II.</b>	Shipping		
	i) No.of ships entered	1600	1555
	ii) Total NRT (lakhs)	243.41	223.50
	iii) Average detention time (hrs)	12.67	10.31
	iv) Average turn-round time (incl. Detention Time) (days)	1.94	1.87
	v) Average tonnage handled per ship (tonnes)	22839	20880
<b>III.</b>	Finance (Rupees in lakhs)		
	i) Total operating income	58551	52679
	ii) Total operating expenditure	37467	36722
	iii) Net operating surplus	21084	15957
	iv) Net surplus/deficit under Finance & Misc.Account	-19165	-14603
	v) Net surplus	1918	1355
	vi) Operating ratio(%)	64	70



# **PART - 1**



# **DESCRIPTIVE NOTES**







**1. Board of Trustees**

The names of Trustees of Cochin Port Trust during 2018-20 as on 31-3-2019 are given at page (5). There were 5 ordinary meetings and 2 special meetings of Port Trust Board during 2018-19.

**2. Organisation**

The organisational set up of the Port Trust as on 31-3-2019 is shown in the organisation chart given on the facing page. The names of Principal Officers of the Port Trust are given on page (6 to 7).

**3. Officers and Staff**

The total sanctioned strength in the Port including Dock Labour Division was 3275 as on 31-3-2019. Employment particulars may be seen from the statement No.34 in the statistical appendix.

The total amount of salaries and wages, over time and bonus payments made to Port and Dock employees during the year was Rs.16198 lakhs as against Rs.15265 lakhs in the preceding year as may be seen from the following statement.

**(in lakhs)**

Item	2018-19	2017-18
1. Salaries and Wages		
a) Class I & II Officers	3,101	2,895
b) Class III & IV Staff	12,670	11,870
c) Cargo handling workers	-	-
<b>Total</b>	<b>15,771</b>	<b>14,765</b>
1) Overtime Wages	185	289
2) Bonus	242	211
<b>Grand Total</b>	<b>16,198</b>	<b>15,265</b>

**4. Appointment to the posts reserved for SC/ST**

Implementation Cell: The Cell set up to

co-ordinate and ensure due compliance of various orders on reservation for SC/ST issued by Govt. of India from time to time took prompt action on all reservation orders received during the year. Prompt action has been taken by the cell on all the petitions/representations received in the matter of reservation for Scheduled Castes/Scheduled Tribes.

**5. Hindi Section**

Hindi Section of the Cochin Port Trust attended to the translation of minutes of Board Meetings, Resolutions, General Orders, Rules, Notifications, Annual Administration Report, Office Orders & Circulars, Regulations, Annual Accounts, Audit report and special Audit report thereon with action taken note on Audit objections/Observations contained in the Report, questionnaires and documents of Parliamentary Committees on various subjects, Recruitment Rules and amendments etc.

Cochin Port Trust conducted Departmental Hindi Workshop for the benefit of Officers/employees in each quarter.

Hindi Fortnight was conducted from 14-9-2018 to 28-09-2018. Various competitions in Hindi were conducted among the Officers/employees such as Hindi film song, Terminology, Noting & Drafting, Recitation, Paragraph Dictation, Anthakshari, Reading, Speech etc. Hindi Song and Speech competitions were conducted for the children of Port Employees. At the valedictory function held on 20-11-2018, prizes and certificates were awarded to the winners. The Rolling



Trophy was awarded to the General Administration Department for securing highest points in the various competitions in connection with Hindi Fortnight Celebrations.

Cash award along with Certificates were given to the children of the Port employees who have secured highest marks in Hindi at the CBSE/SSLC/12th Std. level at the Valedictory function of Hindi Fortnight celebration. Cash award for Noting & Drafting in Hindi for the employees and Officers were also given during the Valedictory function.

Joint Secretary & Joint Director(OL), Ministry of Shipping inspected Cochin Port Trust on 16-3-2019 and 15-5-2019 and commended the efforts taken by the Hindi Section in progressive implementation of OL policy of the Union.

Hindi House Journal of Cochin Port Trust "Cochin Lahar" was released on 20-11-2018 by Chairman, Cochin Port Trust.

Employees were deputed for Hindi competitions In connection with Joint Hindi Fortnight Celebrations conducted from 07-12-2018 to 21-12-2018 by TOLIC (PSU) in different organisations. Cochin Port Trust won prizes in Light Music (Male & Female), Speech, Admn. Terminology, News Reading, & Poetry Writing Competition. Cochin Port Trust was awarded with 3rd prize for OL Implementation and the House journal "Cochin Lahar" 'was awarded 'Best Magazine Award' amongst 36 PSUs of TOLIC (PSU). Employees were deputed for Pragya & Prabodh course conducted by Hindi Teaching Scheme for January, 2019 session.

## 6. Vigilance Department

### I. Vigilance Functions:

Functions of the Vigilance Division can be broadly divided into (i) Preventive Vigilance, (ii) Punitive Vigilance and (iii) Surveillance and Detection.

#### iv. Preventive Vigilance

a. Vigilance Awareness Week was observed in CoPT and the same was inaugurated by Dy. Chairman, CoPT on 29-10-2018 followed by administering Integrity Pledge to employees. Competitions for school/college students were conducted on 30-10-2018 and 31-10-2018 and that for CoPT employees were conducted on 01-11-2018. A talk on the theme subject was presented by Shri. B Kemal Pasha, Retd. Judge of Hon'ble High Court of Kerala on 02-11-2018. Valedictory function was held on 03-11-2018 in which Dr. M Beena, IAS, Chairperson, CoPT distributed prizes to award winners of various competitions.

b. 3 Nos. CTE type inspections, two from Civil Engineering Dept. and one from Mechanical Engineering Dept. were completed during the period and reports sent to CTE.

c. Shri. P R Ravikumar, IRS (Retd.) has been appointed as



the new Independent External Monitor in CoPT w.e.f. 01-01-2019 onwards, on completion of tenure of Shri. K K Vijayakumar, IAS (Retd.).

d. 10 Nos. Civil Engineering contracts and 4 Nos. Mechanical Engineering contracts under Integrity Pact have been monitored during the period.

ii. Punitive Vigilance

Complaints received from various sources were examined and investigations done in case of verifiable allegations having vigilance angle and reports submitted to the competent authority.

iii. Surveillance and Detection

37 Nos. periodic inspections in various departments and 34 Nos. surprise inspections were carried out in the areas perceived as corruption-prone. 6 Nos. cases detected during inspections and referred to concerned Disciplinary Authority for appropriate action or dealt with as per CVC guidelines. 15 Nos. systemic reforms proposed wherever required.

**II. Organizing Review Meetings**

Monthly review of all pending matters such as investigation reports, disciplinary cases and other vigilance complaints / cases conducted regularly.

**III. Submission of Reports and Returns**

a. Monthly reports of the work done on vigilance matters and report of disciplinary matters sent to CVC and MoS respectively.

b. Quarterly reports for anti corruption activities, pending CBI prosecution sanctions, CTE type inspections, civil contracts, mechanical and electrical contracts, service contracts, horticulture works, consultancy works, land leasing contracts and procurement of stores and medicines were sent to CTE.

c. QPR for vigilance works of CVO, CoPT for the quarter ended on 31.03.2019 uploaded in CVC portal.

d. Annual report of vigilance works of CVO, CoPT for 2018 was sent to CVC.

e. Scrutiny of Immovable Property returns for the year 2018 has been carried out for Class I & II officers and compliance ensured.

f. Agreed List and ODI list for officers of CoPT for the year 2019 has been prepared in consultation with CBI, ACB, Cochin and copy forwarded to MoS.

**7. Right to Information Act, 2005**

Cochin Port Trust has implemented the Right to Information Act, 2005. Information such as organization functions and duties, power and duties of officers and employees, norms etc. have been voluntarily disclosed



as prescribed in the Act and has been uploaded in the website of the Port i.e. [www.cochinport.gov.in](http://www.cochinport.gov.in)

Secretary has been appointed as the Transparency Officer under RTI Act for Cochin Port Trust. There are 7 Central Public Information Officers and 7 Asst. Public Information Officers for the seven departments. Shri. Venkata Ramana Akkaraju, Dy. Chairman, Cochin Port Trust functioned as Appellate Authority under RTI Act.

Training programmes were conducted for the employees on various provisions of the RTI Act and its implications. RTI Applications are processed online through the portal of Govt. of India ([www.rtionline.gov.in](http://www.rtionline.gov.in)) with effect from 15th March 2017.

During 01-04-2018 to 31-03-2019, 162 applications and 29 Appeals were

received under the Act and all applications were processed within the stipulated time.

### 8. ISO Certification

The Cochin Port Trust has been conferred ISO Certification under the new ISO 9001:2015 standard for a period from 10-10-2018 to 19-12-2021.

### 9. Management Development Programme

As part of the Port's efforts to imparting specialized training to the Port officers & staff, a number of officers and staff were deputed, for different training courses, seminars/ conferences, during the year.

16 Domestic training programme were conducted as part of the management development programme.

27 in-house training programmes were also conducted at the Port Conference Hall Administration building/DLD, CoPT.





The total traffic handled by the Port during the year recorded an increase of 9.90% to 320.22 lakh tonnes as against 291.38 lakh tonnes handled in the preceding year. An increase of 12.36% was

recorded in the liquid bulk and 5.51% in the containerised cargo as compared to the preceding year. The details of Traffic handled is given in the following statement.

(In Lakh Tonnes)

	2018-19		2017-18	
	Quantity	Percentage to total	Quantity	Percentage to total
<b>A. Bulk Cargo</b>				
I) Liquid Cargo	224.30	70.05	199.63	68.51
II) Dry Bulk				
1. Fertilisers & its raw materials	2.33	0.73	2.23	0.77
2. Ilmenite Sand	0.47	0.15	0.38	0.13
3. Coal	0.43	0.13	0.44	0.15
4. Cement	8.99	2.81	7.84	2.69
5. Salt	1.11	0.34	0.94	0.32
6. Others	0.85	0.26	2.37	0.81
<b>TOTAL</b>	<b>14.17</b>	<b>4.43</b>	<b>14.20</b>	<b>4.87</b>
<b>B. Break Bulk Cargo</b>	<b>0.59</b>	<b>0.18</b>	<b>0.63</b>	<b>0.22</b>
<b>C. Containerised Cargo</b>	<b>81.16</b>	<b>25.35</b>	<b>76.92</b>	<b>26.40</b>
<b>GRAND TOTAL</b>	<b>320.22</b>	<b>100.00</b>	<b>291.38</b>	<b>100.00</b>

During the year foreign cargo traffic increased by 2.90 % to 210.78 lakh tonnes from 204.83 lakh tonnes in the preceding year. Coastal cargo traffic have increased by 26.44 % to 109.44 lakh tonnes from

86.55 lakh tonnes. The details of coastal and foreign trade handled during the year compared with the preceding year are given below

(In Lakh Tonnes)

Traffic	Export		Import		Total	
	2018-19	2017-18	2018-19	2017-18	2018-19	2017-18
Coastal	40.20	27.38	69.24	59.17	109.44	86.55
Foreign	26.26	30.41	184.52	174.42	210.78	204.83
<b>Total</b>	<b>66.46</b>	<b>57.79</b>	<b>253.76</b>	<b>233.59</b>	<b>320.22</b>	<b>291.38</b>



**Imports**

Total import traffic handled during the year recorded an increase by 15.36% to 253.76 lakh tonnes from 233.59 lakh tonnes in the preceding year. A statement

showing the commodity wise imports during the year compared to preceding year is given below.

(In Tonnes)

Commodity	2018-19		2017-18	
	Quantity	Percentage to total	Quantity	Percentage to total
POL *	17114999	67.45	15498388	66.35
Fertilisers	15000	0.06	35000	0.15
Fertilisers & Raw Materials	218409	0.86	188357	0.81
Coal	43245	0.17	44000	0.19
Containers	5827654	22.97	5265778	22.54
Other Cargo	2156798	8.49	2327443	9.96
<b>TOTAL</b>	<b>25376105</b>	<b>100.00</b>	<b>23358966</b>	<b>100.00</b>

\*includes Crude &amp; POL

**Exports**

Total export traffic handled during the year showed an increase of 15% to 66.46 lakh tonnes from 57.79 lakh tonnes in the

preceding year. A commodity wise statement of exports handled during the year compared to preceding year is given below.

(In Tonnes)

Commodity	2018-19		2017-18	
	Quantity	Percentage to total	Quantity	Percentage to total
(i) POL *	4224480	63.57	3165254	54.77
(ii) Containers				
Tea	82251	1.24	74420	1.29
Cashew Kernals	29124	0.44	37656	0.65
Sea Foods	189064	2.84	178790	3.09
Coir Products	225463	3.39	246708	4.27
Rubber & Rubber Products	83504	1.26	94992	1.64
Spices	79039	1.19	82745	1.43
Coffee	40670	0.61	54220	0.94
Others	1559032	23.46	1656837	28.67
(iii) Other bulk	132959	2.01	187670	3.26
<b>TOTAL</b>	<b>6645586</b>	<b>100</b>	<b>5779292</b>	<b>100</b>

\*includes Crude &amp; POL





### Container Traffic

During the year the tonnage of container cargo (excluding tare weight of containers) handled increased by 1.58% to 67.02 lakh tonnes from 65.98 lakh tonnes in the preceding year. Exports in containers showed a decrease by 15.95% during the

year to 15.81 lakh tonnes from 18.81 lakh tonnes in the preceding year and import in containers showed an increase by 8.56% during the year to 51.21 lakh tonnes from 47.17 lakh tonnes in the preceding year as may be seen from the following statement.

(In Tonnes)

Commodities	Quantity		Percentage to total	
	2018-19	2017-18	2018-19	2017-18
<b>Export</b>				
Cashew Kernels	29124	37656	0.43	0.57
Coir Products	225463	246708	3.36	3.74
Pepper	5346	14579	0.08	0.22
Sea Foods	189064	178790	2.82	2.71
Tea	82251	74420	1.23	1.13
Turmeric	2083	5359	0.03	0.08
Coffee	40670	54220	0.61	0.82
Chemicals	65201	76440	0.97	1.16
Miscellaneous	941630	1193326	14.05	18.09
<b>Total</b>	<b>1580832</b>	<b>1881498</b>	<b>23.59</b>	<b>28.52</b>
<b>Import</b>				
Machinery	21052	14654	0.31	0.22
Tea	8230	7765	0.12	0.12
Chemicals	364847	343592	5.44	5.21
Miscellaneous	4726937	4350747	70.53	65.94
<b>Total</b>	<b>5121066</b>	<b>4716758</b>	<b>76.41</b>	<b>71.48</b>
<b>Grand Total</b>	<b>6701898</b>	<b>6598256</b>	<b>100.00</b>	<b>100.00</b>

Total number of containers handled showed an increase to 594592 TEUs during the year from 555812 TEUs handled in the

preceding year indicating an increase by 6.98% as may be seen from the following statement.



Particulars	2018-19	2017-18
I) No. of sailings of fully containerised ships	627	640
II) No. of laden containers handled		
<b>(a) Exports</b>		
(I) 20 Feet	45011	52056
(II) 40/45 Feet	49510	52940
<b>Total</b>	<b>94521</b>	<b>104996</b>
<b>(b) Imports</b>		
(I) 20 Feet	163704	155128
(II) 40/45 Feet	49246	40072
<b>Total</b>	<b>212950</b>	<b>195200</b>
<b>(c) Grand Total</b>		
(I) No. of laden containers		
Actual Number	307471	300196
TEUs	406227	393208
(II) No. of empty containers		
Actual Number	159477	137360
TEUs	188365	162604
<b>Total</b>		
<b>Actual Number</b>	<b>466918</b>	<b>437556</b>
<b>TEUs</b>	<b>594592</b>	<b>555812</b>

Total number of containers received from and despatched to different ICD's decreased to 2438 TEUs during the year from 2548 TEUs in the preceding year. A

statement showing the number of TEUs received from and despatched to the ICD's during the year compared with preceding year is given below.

Particulars	Grand Total ICD
	No. of Containers TEUs
Received	1288 (1170)
Despatched	1150 (1378)
<b>TOTAL</b>	<b>2438</b> <b>(2548)</b>

Note : Figures in brackets relate to previous year.



**CFS Facility**

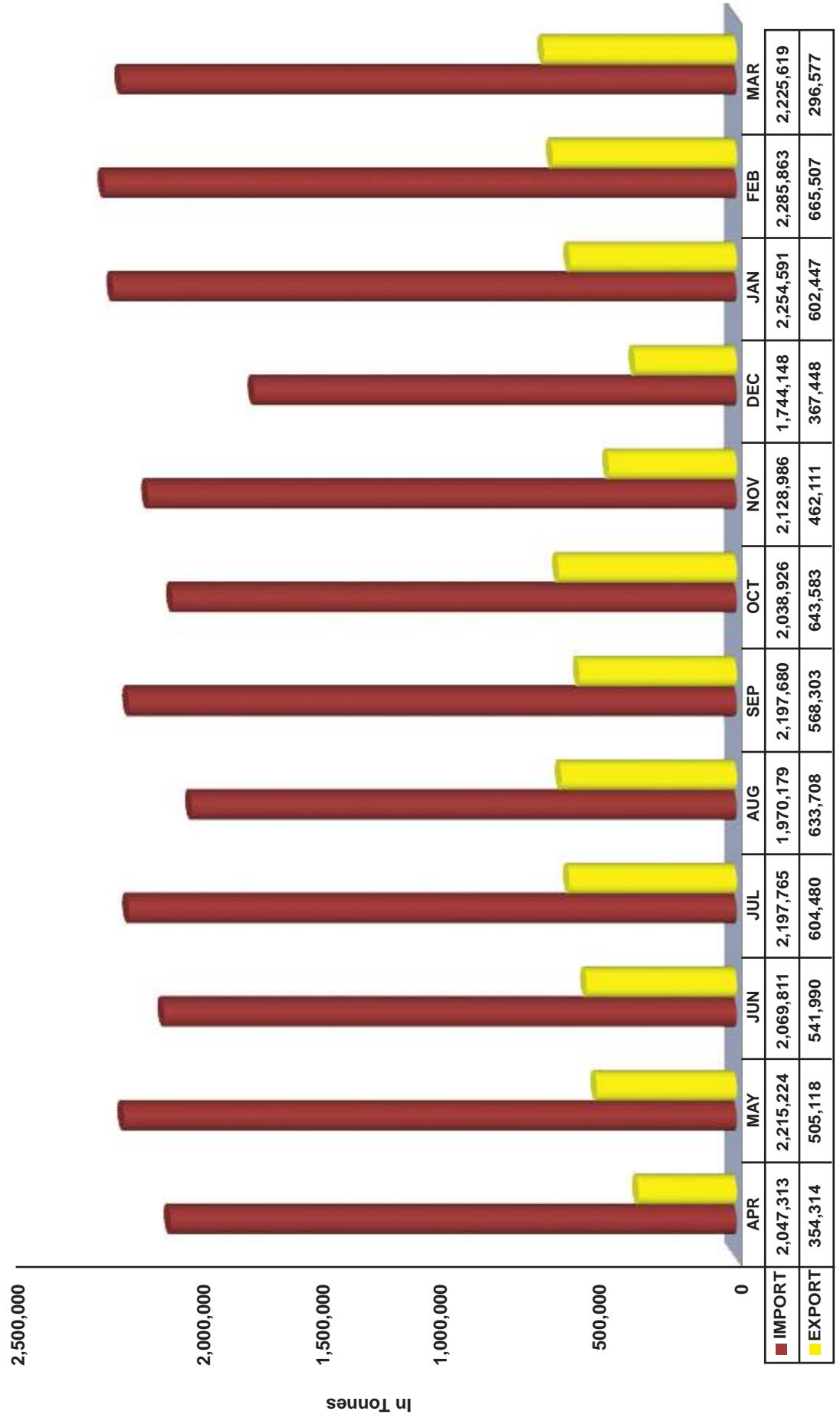
Facility	2018-19	2017-18
CFS Stuffing / De-stuffing (TEUs)	4507	4432
Baggage Shed De-stuffing (TEUs)	1693	1684

Cochin Port CFS registered an increase of 1.37 % in the volume of cargo containers stuffed and de-stuffed for the period April to

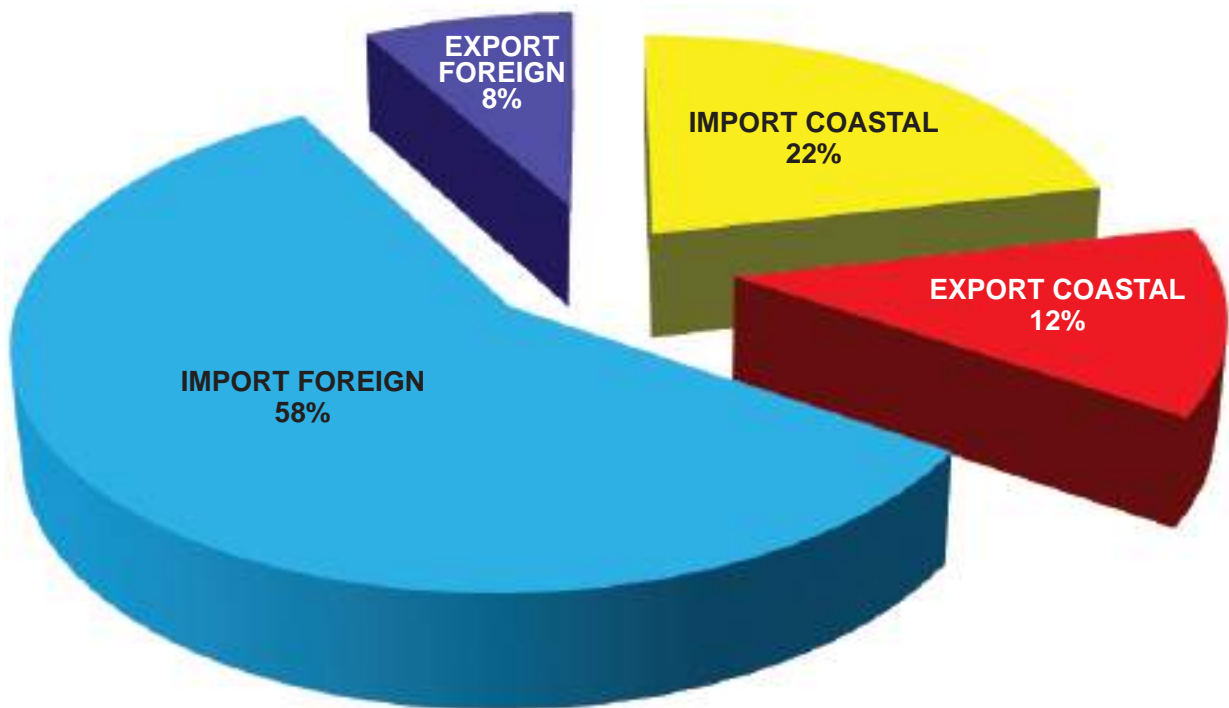
March 2018-19 V/s. the corresponding period in 2017-18.



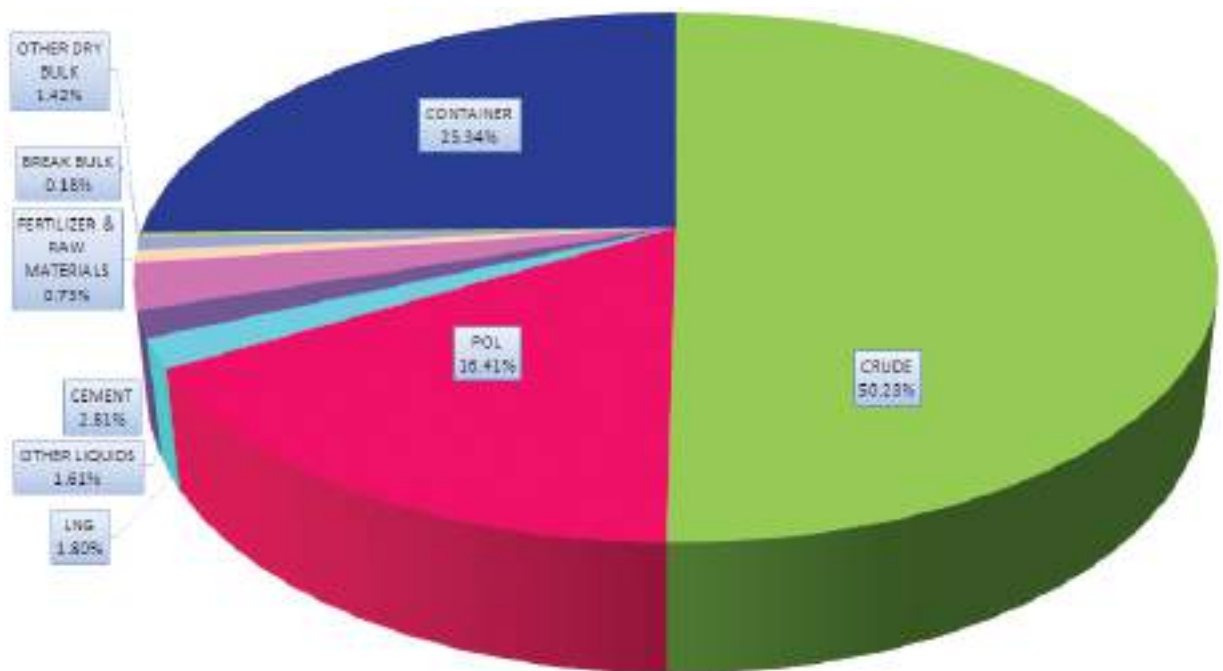
**DIAGRAM NO.1  
MONTHLY VARIATION IN THE VOLUME OF TRAFFIC HANDLED DURING 2018-19**



**DIAGRAM No. 2**  
**PERCENTAGE COMPOSITION OF TRAFFIC DURING 2018-19**



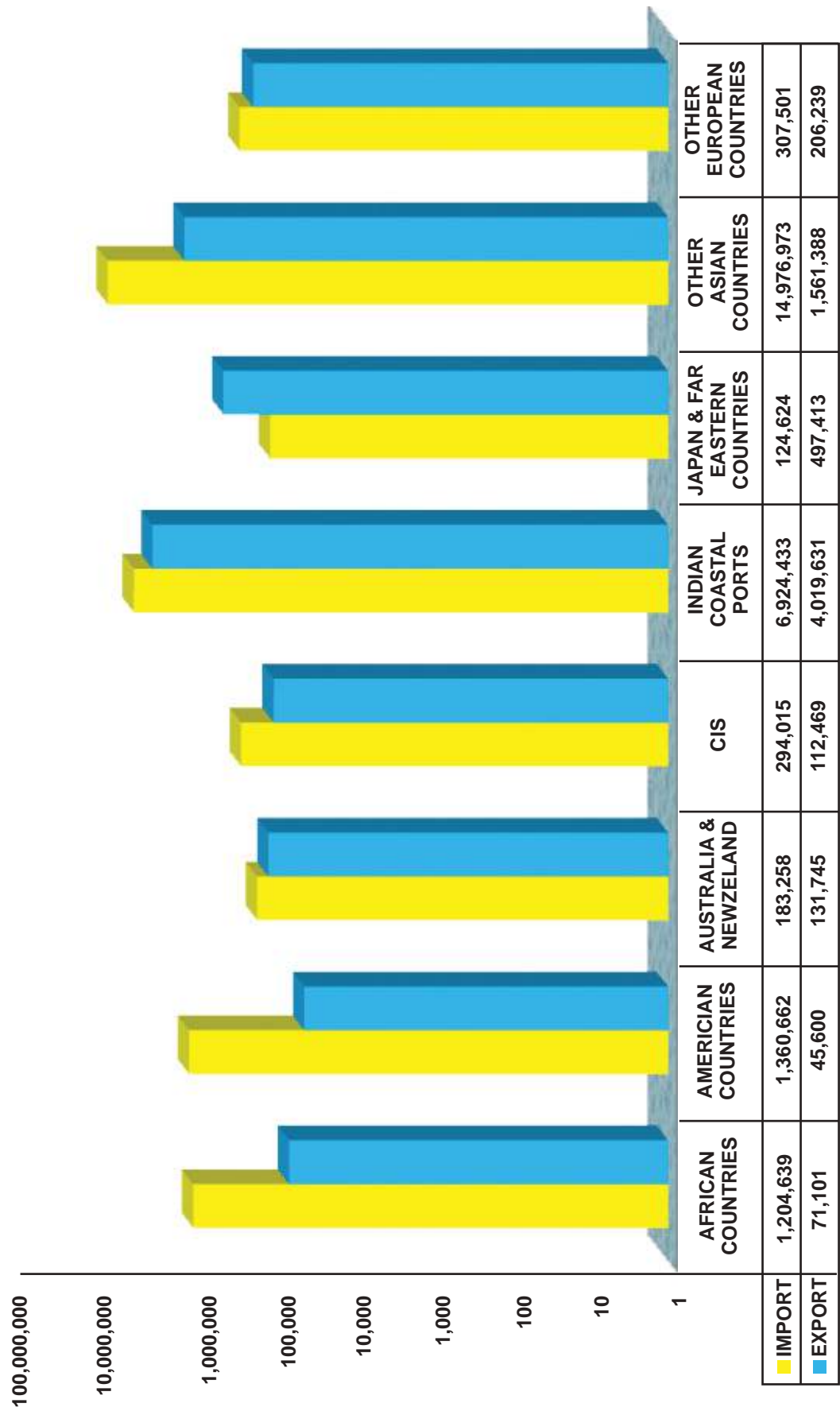
**DIAGRAM No. 3**  
**VARIATION OF TRAFFIC 2018-19**



**DIAGRAM NO. 4  
YEARLY VARIATION IN TRAFFIC**



**DIAGRAM NO.5  
DIRECTION OF TRAFFIC DURING 2018-19**



**DIAGRAM NO. 6  
CONTAINER TRAFFIC HANDLED**







## Administration Report & Annual Accounts 2018-19

During the year 2018-19, 1600 vessels called at the Port as against 1555 vessels in the preceding year registering a increase of 2.89 % in the shipping activity. The total

GRT of vessels called at the Port showed an increase of 6.92 % during the year over that of the preceding as may be seen from the following statements:

Year	Entered		Cleared	
	No.of Ships	GRT	No.of Ships	GRT
2013-2014	1430	2,78,17,009	1426	2,77,74,853
2014-2015	1476	2,82,14,806	1476	2,82,47,433
2015-2016	1620	3,55,51,325	1614	3,55,06,884
2016-2017	1653	4,20,75,111	1657	4,20,81,025
2017-2018	1555	4,31,09,857	1551	4,30,63,756
2018-2019	1600	4,60,95,209	1608	4,62,69,274

A category wise analysis of ships that called at the Port during the year compared

with the preceding year is given below:

Type of Vessles Entered	No.of Ships		GRT	
	2018-19	2017-18	2018-19	2017-18
POL Tankers	398	375	19579639	18080151
Colliers	1	1	31117	31236
Food grains	0	0	0	0
Fertilizer	1	2	31117	69609
Dry Bulk	86	92	1260746	1237982
General Cargo	40	35	401719	336661
Containers	625	641	19911757	19490958
Cruise Vessels	49	42	2861659	2065538
Passengers & Others	400	367	2017455	1797722
<b>Total</b>	<b>1600</b>	<b>1555</b>	<b>46095209</b>	<b>4,31,09,857</b>

The number of cleared ships having GRT above and below 3000 showed an increase during the year compared to

preceding year, which may be seen from the following statement:

GRT of Ships	2018-19			2017-18		
	Coastal	Foreign	Total	Coastal	Foreign	Total
Upto 2999	112	9	121	99	8	107
3000-6999	290	21	311	271	29	300
7000-14999	126	102	288	136	138	274
15000-39999	358	191	549	314	206	520
40000 & above	66	333	399	39	311	350
<b>Total</b>	<b>952</b>	<b>656</b>	<b>1608</b>	<b>859</b>	<b>692</b>	<b>1551</b>



Average GRT of ships entered and cleared showed an increase compared with the

preceding year as may be seen from the statement given below:

Average GRT of Steamers		
Year	Entered	Cleared
2013-2014	19452	19477
2014-2015	19116	19138
2015-2016	21945	21999
2016-2017	25454	25396
2017-2018	27723	27765
<b>2018-2019</b>	<b>28809</b>	<b>28774</b>

## 2. Seasonal pattern of shipping (cargo vessels)

Average number of cargo vessels in Port per day was 4.00 during the year. An

analysis of the month wise average of ships in Port per day at the Wharf and in stream during the year compared with the preceding year is given below:

Month & Year	2018-19			2017-18		
	At Wharf & SPM	In Stream	Total	At Wharf & SPM	In Stream	Total
April	3.46	—	3.46	4.73	—	4.73
May	4.10	—	4.10	5.21	—	5.21
June	4.06	—	4.06	4.12	—	4.12
July	3.53	—	3.53	4.12	—	4.12
August	4.37	—	4.37	3.97	—	3.97
September	3.78	—	3.78	3.64	—	3.64
October	4.43	—	4.43	3.79	—	3.79
November	4.23	—	4.23	4.18	—	4.18
December	3.11	—	3.11	4.24	—	4.24
January	4.02	—	4.02	4.12	—	4.12
February	5.02	—	5.02	2.89	—	2.89
March	4.61	—	4.61	4.02	—	4.02
<b>Annual Average</b>	<b>4.00</b>	<b>—</b>	<b>4.00</b>	<b>4.03</b>	<b>—</b>	<b>4.03</b>



### 3. Berthing distribution of vessels

Berth No.	No. of Vessels	
	2018-19	2017-18
Q1	54	27
Q2	0	23
Q3	0	0
Q4	67	79
Q5	68	49
Q6	54	52
Q7	66	53
Q8	40	41
Q9	39	39
Q10	35	33
BTP	120	90
COT	111	99
NCB	59	43
NTB	50	23
SCB	28	8
STB	0	6
LNG	10	14
UTL	88	134
V2	286	289
V3	341	347
<b>Total -A</b>	<b>1516</b>	<b>1449</b>
B. SPM	87	93
C. Cochin Shipyard/ Dock	5	9
<b>Grand Total A+B+C</b>	<b>1608</b>	<b>1551</b>

### 4. Berth Utilisation

Average utilization of berths / jetties during the year increased to 43% from 36.94% in the preceding year. A statement

indicating the percentage utilization of various alongside wharf berths and jetties during the year compared to preceding year is given below:

Berth Facility	Percentage of Utilisation		
	No. of berths	2018-19	2017-18
Q1 - Q7	7	33.30	31.82
Q8 - Q9	2	37.51	33.75
Q10 (FACT)	1	42.88	42.72
STB & NTB	2	67.56	10.71
COT	1	79.40	64.63
BTP	1	71.69	36.82
NCB & SCB*	2	39.68	20.62
Vallarpadam V2 - V3	2	64.49	60.20
LNG	1	4.92	5.56
UTL	1	133.72	103.83
<b>Total - A</b>	<b>20</b>	<b>42.16</b>	<b>36.34</b>
B. SPM	1	50.78	48.85
<b>Grand Total (A+B)</b>	<b>21</b>	<b>43.00</b>	<b>36.94</b>

\* BERTH DECOMMISSIONED

### 5. Flagwise analysis of shipping

The Nationality wise distribution of ships, which were cleared from the Port

during the year compared with the preceding year, is indicated below:

Nationality of vessels	2018-19			2017-18		
	No. of cargo ships cleared	Total traffic handled (Lakhs tonnes)	% to total traffic handled	No. of cargo ships cleared	Total traffic handled (Lakhs tonnes)	% to total traffic handled
Bahamian	3	0.96	0.30	11	5.59	1.92
Cyprus	0	0.00	0.00	3	0.01	0.00
Indian	624	176.28	55.05	538	134.06	46.01
Liberian	193	49.30	15.40	261	56.90	19.53
Malta	21	8.96	2.80	12	8.14	2.79
Panamanian	69	26.46	8.26	84	29.34	10.07
Singapore	77	14.01	4.38	61	12.21	4.19
Others	169	44.24	13.82	174	45.12	15.49
<b>Total</b>	<b>1156</b>	<b>320.22</b>	<b>100.00</b>	<b>1144</b>	<b>291.38</b>	<b>100</b>

During the year Indian ships handled 55.05 % of the total traffic at the Port. Details of flag wise analysis of traffic handled are given in Statement No.7 in the Statistical Appendices.

### 6. Pilotage

During the year 4430 movements of ships involving 7975 hours were attended to as against 4006 movements involving 7368 hours in the preceding year. The average time involved per

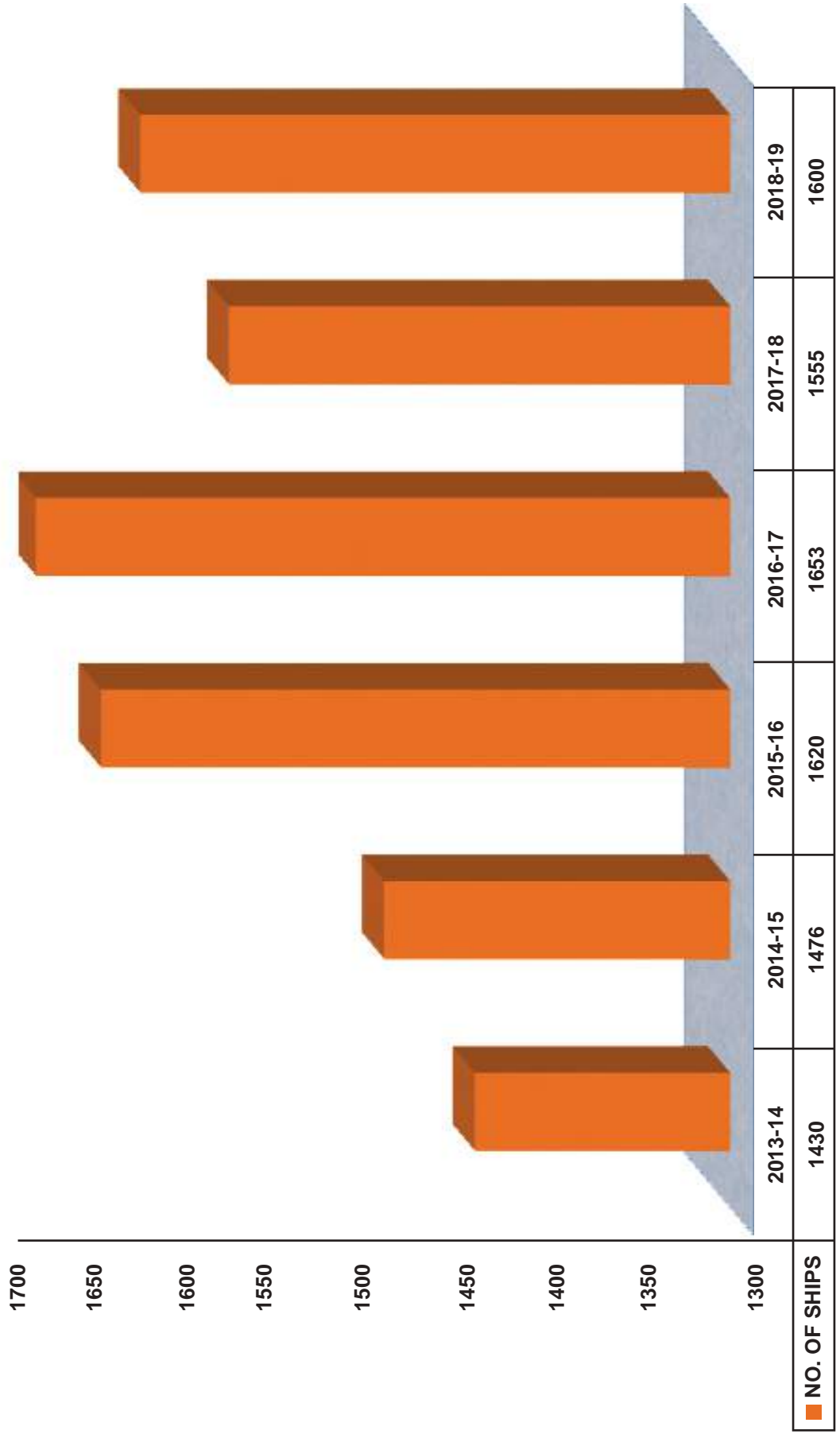
movement was 1.80 hours during the year as against 1.84 hours in the preceding year.

### 7. Passenger traffic

Total number of passengers arrived at and sailed from Cochin Port during the year was 156095 and 165006 respectively as against 136277 and 143708 in the preceding year. Details of passenger traffic are given in Statement No.32 of the Statistical Appendices



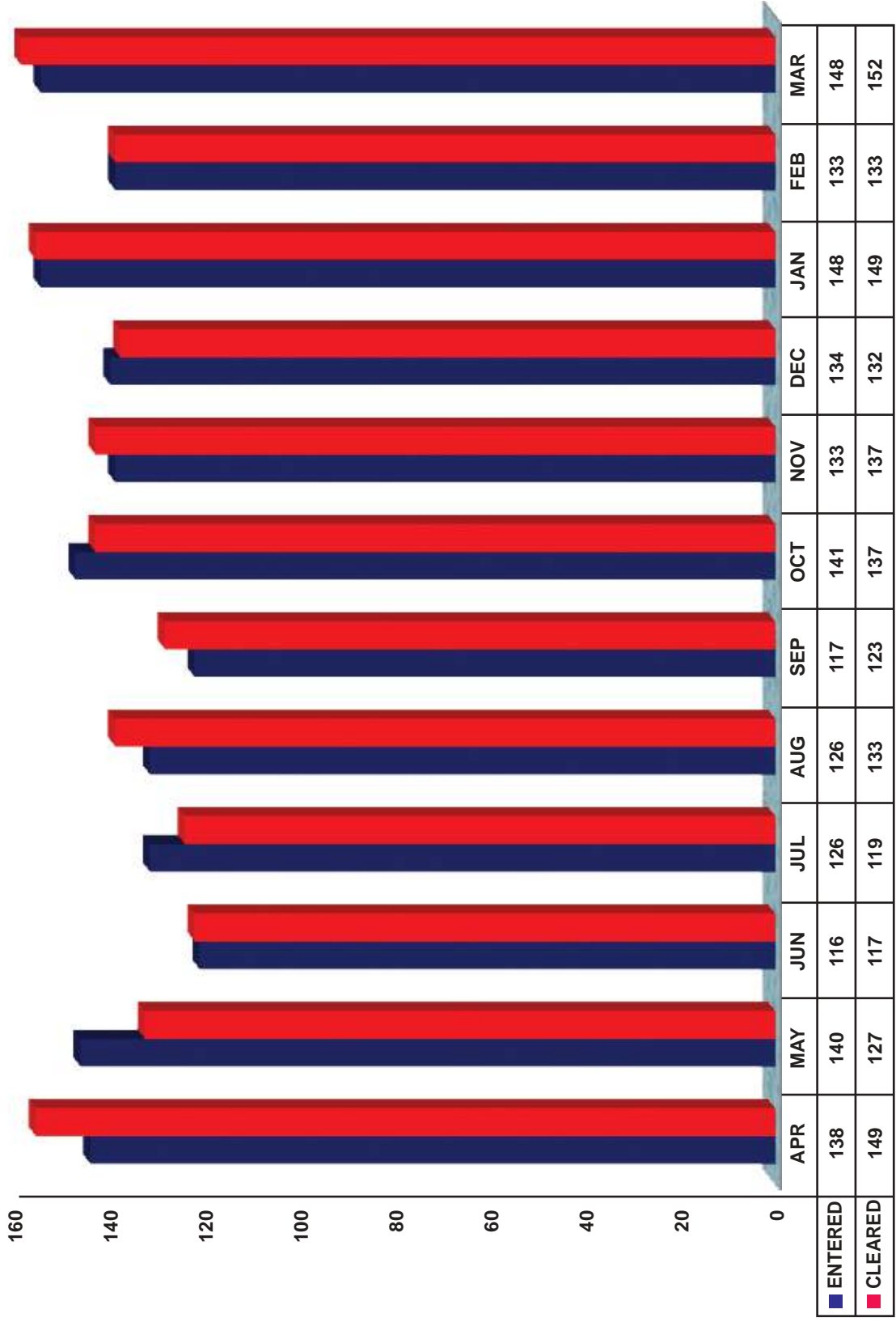
**DIAGRAM NO. 7  
NUMBER OF SHIPS ENTERED**



**DIAGRAM NO. 8  
NRT OF VESSELS ENTERED**



**DIAGRAM NO. 9**  
**MONTHLY VARIATION OF SHIPS ENTERED & CLEARED DURING 2018-19**





## Administration Report & Annual Accounts 2018-19

During the year 2018-19, 53.31% of the traffic was handled at Wharf and 46.69% of the traffic was handled at SPM. A statement

showing the tonnage handled during the year compared with the preceding year is given below.

(In Lakhs Tonnes)

Year	At Wharf			At SPM/ STS			Grand Total
	Import	Export	Total	Import	Export	Total	
2018-19	104.25	66.46	<b>170.71</b>	149.51	0.00	<b>149.51</b>	320.22
	32.56%	20.75%	<b>53.31%</b>	46.69%	0%	<b>46.69%</b>	100%
2017-18	95.65	57.79	<b>153.44</b>	137.94	0.00	<b>137.94</b>	291.38
	32.83%	19.83%	<b>52.66%</b>	47.34%	0%	<b>47.34%</b>	100%

### 2. Utilization of Cargo handling equipment

The utilization of cargo handling equipments for the year 2018-19 is given in Statement No.27 of Statistical Appendices.

### 3. Operational Efficiency Performance Indicators

The performance indicators for the year 2018-19 are given in Statement No.17 & 18 of the Statistical Appendices. Analysis of

important indicators are given in the following paragraphs.

#### a) Pre-berthing waiting time

During the year 2018-19 the overall pre-berthing waiting time at outer roads per ship having cargo work increased to 12.67 hrs as against 10.31hrs in the preceding year. A detailed analysis showing causes of detention of various categories of ships is given below.

Percentage causes for detention of ships at outer roads							
Type of Ships	Ships/ Agents option	Berth not available	Tidal/ Draft constraints	Weather constraints	Lack of night navigation	Others	Total
Break Bulk	1.19	0.00	0.00	0.00	0.00	0.81	<b>2.00</b>
Containers	21.06	0.00	1.79	0.00	0.00	2.78	<b>25.63</b>
Dry Bulk (M)	5.91	0.00	0.18	0.00	0.00	2.91	<b>9.00</b>
Dry Bulk (C)	0.42	0.00	0.03	0.00	0.00	0.02	<b>0.47</b>
Liquid Bulk	30.12	0.00	3.62	0.00	0.00	29.16	<b>62.91</b>
<b>Total for 2018-19</b>	<b>58.70</b>	<b>0.00</b>	<b>5.62</b>	<b>0.00</b>	<b>0.00</b>	<b>35.68</b>	<b>100.00</b>
Total for 2017-18	19.50	0.00	0.43	0.00	0.00	80.08	100.00



**b) Turnaround time**

Average turnaround time on the basis of 'Notice of Readiness' of ships, having cargo work improved to 1.47 days during the year from 1.54 days in the preceding year. Category wise

details of turnaround time of ships are furnished in Statement No.18 in the Statistical Appendices. A cause wise analysis of stay of ships at the berth during the year is given in the following statement.

Percentage of various causal factors to total time lost	Break Bulk	Container	Dry Bulk	Liquid Bulk	Total
% of the time worked to stay at berth	100.00	98.69	98.14	96.69	97.36
% of time lost to Total stay at berth	0.00	1.31	1.86	3.91	2.64
Power Failure	0.00	1.23	0.23	0.00	0.34
Hatch opening/ Commencement of operations	15.66	28.06	3.75	0.00	8.35
Ships Account/ Agents option	23.13	13.33	23.72	40.31	30.06
Departure formalities	0.76	0.00	0.16	35.78	19.49
Strike/ Stoppage of work	0.00	0.00	0.00	0.00	0.00
Weather constraints	20.60	0.26	23.34	0.07	4.80
Equipment breakdown/ non-availability	9.04	4.21	10.51	0.00	1.54
Other reasons	4.03	23.34	5.94	4.38	9.36

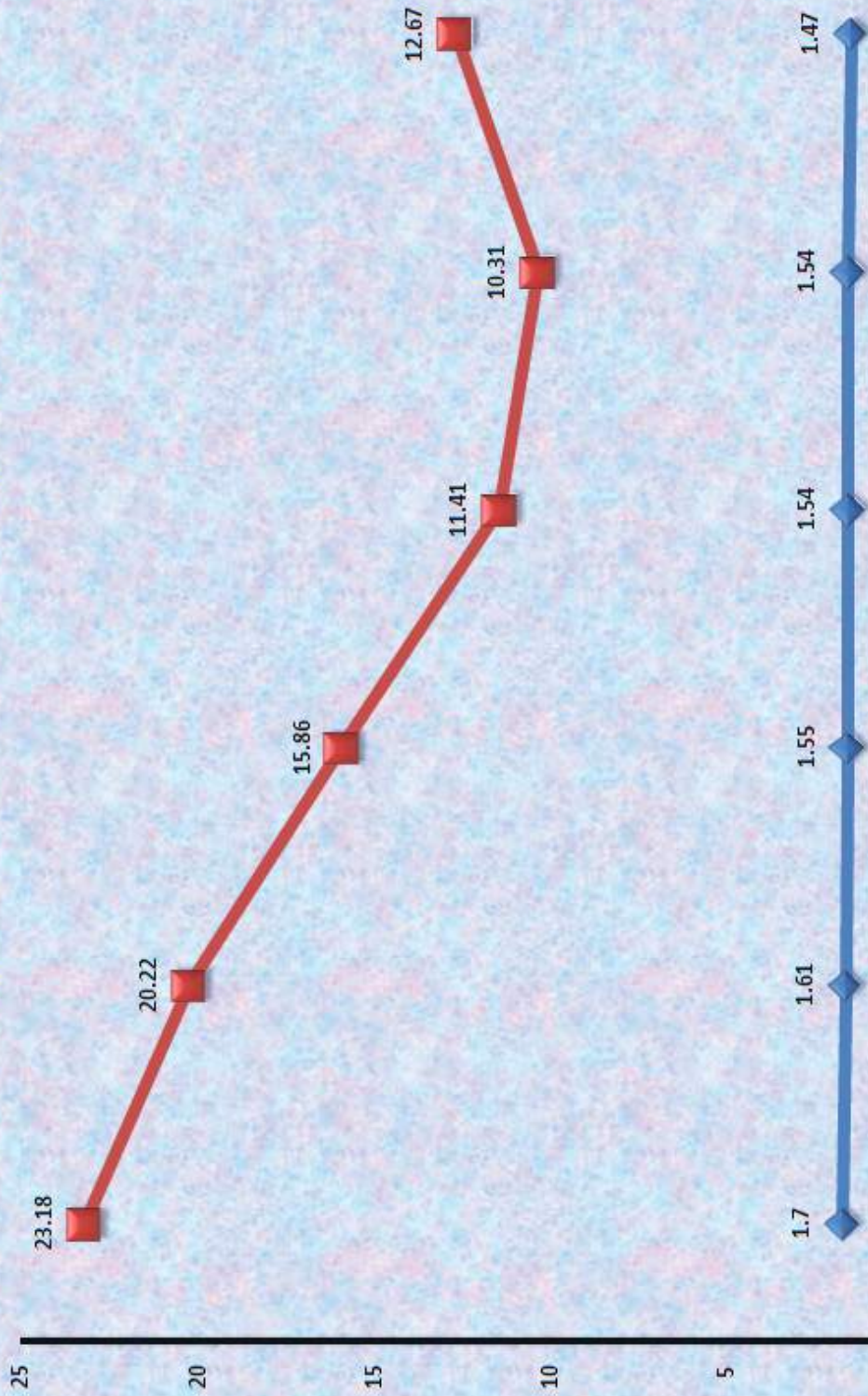
**c) Other salient features**

Average service time for handling 1000 tons of cargo decreased to 1.05 hours during the year. Average output of shore per gang shift

decreased to 500.25 tons during the year from 555.26 tons in the preceding year. The following table gives some of the important indicators in respect of shipping and traffic.

Sl.No	Indicators	2018-19	2017-18
1	Average service time per ship (total time in berth days)	1.22	1.22
2	Average service time per 1000 tonnes of cargo (in hours)	1.05	1.15
3	Average output of shore labour per gang shift (in tonnes)	500.25	555.26

**DIAGRAM NO.10**  
**YEARLY VARIATION IN AVERAGE DETENTION & AVERAGE TURNAROUND OF SHIPS CLEARED**



Year	TRT (DAYS)	PBD (HRS)
2013-14	1.7	23.18
2014-15	1.61	20.22
2015-16	1.55	15.86
2016-17	1.54	11.41
2017-18	1.54	10.31
2018-19	1.47	12.67



The details of average productivity for effective hook hours are given below:

(in tonnes)

Sl.No	Commodity	Average productivity per effective hook hours 2018-19
<b>1</b>	<b>Break Bulk</b>	
a)	DEFENCE CARGO	10
b)	METALS & METAL PRODUCTS	49
c)	STEEL CARGO COASTAL	65
d)	MACHINERY	37
e)	PROJECT CARGO	60
<b>2</b>	<b>Dry Bulk</b>	
a)	BAUXITE IN BULK	104
b)	COAL IN BULK	97
c)	ILMINITE SAND	85
d)	MURATE OF POTASH CONVENTIONAL	78
e)	PETROLEUM COKE	133
f)	SALT IN BULK	81

#### 4. Handling Rate

Average output per ship berthday increased to 22839 tons during the year from 20880 Tons in the preceding year. Category wise output rates are furnished in the Statement No.22 in the Statistical Appendix.

#### 5. Utilization of Storage facilities

The average utilization of storage area during the year was 100%. A statement showing the details of various storage facilities available and utilized during the year compared to preceding year is given below:

Sl. No	Wharf	No. in Commission		Available		Utilized	
		2018-19	2017-18	2018-19	2017-18	2018-19	2017-18
<b>1</b>	<b>Mattancherry</b>						
a)	Ware Houses	4	4	11210	11800	11210	11800
b)	Overflow Sheds	3	3	6060	6060	6060	6060
c)	Transit Sheds	3	3	13110	13110	13110	13110
	<b>Total</b>	<b>10</b>	<b>10</b>	<b>30380</b>	<b>30970</b>	<b>30380</b>	<b>30380</b>
<b>2</b>	<b>Ernakulam</b>						
a)	Ware Houses	1	1	2980	2980	2980	2980
b)	Overflow Sheds	1	1	1580	1580	1580	1580
c)	Transit Sheds	1	1	3830	3830	3830	3830
	<b>Total</b>	<b>3</b>	<b>3</b>	<b>8390</b>	<b>8390</b>	<b>8390</b>	<b>8390</b>
<b>3</b>	<b>Container Freight Station</b>						
	Ware Houses	1	1	10000	10000	10000	10000
	<b>Grand Total</b>	<b>14</b>	<b>14</b>	<b>48700</b>	<b>49360</b>	<b>48700</b>	<b>49360</b>

## 6) COCHIN – THE LEADING CRUISE DESTINATION IN INDIA

Cochin Port considers cruise as a major business prospect and is committed to make Cochin Port a leading cruise destination on the Indian coast offering services of international standards. Cochin Port gets major cruise lines like Cunard Lines, Royal Caribbean Lines, Aida Cruises, Costa Cruises, Celebrity Cruises, Crystal Cruises etc., every year. 49 Cruise vessels visited the Port in 2018-19. The leading cruise vessels

like “Queen Mary 2, Mariner of the Seas, Sapphire Princess, Mein Schiff 4” etc. visited the Port during 2018-19.

Cochin Port has setup a modern world class fully air-conditioned CRUISE PASSENGER FACILITATION CENTRE “SAMUDRIKA”, where all statutory clearances like Customs and Immigration for cruise passengers are given under single roof. Cochin Port also has a dedicated Cruise-cell available round the clock to service the exact requirements of the cruise vessels.





**1. Profit & Loss Account**

The Profit & Loss Account for 2018-19 closed with a net profit of Rs.1918 lakhs.

11.15% to Rs.58551 lakhs during 2018-19 from Rs. 52679 lakhs during 2017-18. The activity wise details are given below:-

**2. Operating Income**

The Operating Income increased by

Rs. In lakhs

Sl.No.	Operating Income	2018-19	2017-18	Percentage Increase(+) Decrease(-)
1	Cargo handling and storage charges.	22,959	19,971	14.96%
2	Port and Dock charges	24,759	22,163	11.71%
3	Estate Rentals	10,833	10,545	2.73%
	<b>Total</b>	<b>58,551</b>	<b>52,679</b>	<b>11.15%</b>

**3. Operating Expenditure**

Operating Expenditure increased from Rs. 36,722 lakhs in 2017-18 to Rs. 37,467

lakhs in 2018-19 registering a increase of 2.03%. Activity wise details are given below:-

Rs. In lakhs

Sl.No.	Operating Expenditure	2018-19	2017-18	Percentage Increase(+) Decrease(-)
1.	Cargo handling and storage charges	5,610	5,508	1.85%
2.	Port and Dock facilities for shipping	16,976	17,454	-2.74%
3.	Railway workings	—	—	—
4.	Rentable land and building	2,496	2,322	7.49%
5.	Management & General Administration	12,385	11,438	8.27%
	<b>Total</b>	<b>37,467</b>	<b>36,722</b>	<b>2.03%</b>

**4. Finance and Miscellaneous Income and Expenditure.**

Rs. In lakhs

Sl.No.	Particulars	2018-19	2017-18	Percentage Increase(+) Decrease(-)
1	Finance & Miscellaneous Income	4,661	5,115	-8.88%
2	Finance & Miscellaneous Expenditure	23,826	19,718	20.83%

## 5. Capital Debts

Total Capital Debts as on 31st March 2019 stands as Rs. 23,262.79 lakhs.

decreased to Rs.70,925 lakhs as on 31st March, 2019 from Rs. 70,961 lakhs as on 31st March 2018 as detailed below:-

## 6. Capital at charge

The value of Capital Assets (including Capital W.I.P) of the Port at original cost

Rs. In lakhs

SI No.	Particulars	As on 31/03/18	During the year		As on 31/03/19
			Addition	Deletion	
1	Land	5,149	0	0	5,149
2	Capital Dredging	8,443	0	3	8,440
3	Building, Sheds & Other structures	7,303	177	4	7,476
4	Wharves, Roads & Boundaries	18,427	33	0	18,460
5.	Floating Crafts	14,726	0	99	14,627
6.	Docks, Seawall. Piers & Navigational Aids	1,819	0	0	1,819
7.	Cranes & Vehicles	1,705	29	0	1,735
8.	Plant & Machinery	3,815	0	0	3,815
9.	Installations for Electricity, Water, Telecommunications & Fire fighting	6,632	244	10	6,867
10.	Oil pipeline installations	383	0	0	383
11.	Miscellaneous	99	1.00	0	100
	<b>Total</b>	<b>68,501</b>	<b>484</b>	<b>115</b>	<b>68,871</b>
	Capital Work in-Progress	2,460	536	940	2,054
	<b>GRAND TOTAL</b>	<b>70,961</b>	<b>1,020</b>	<b>1,055</b>	<b>70,925</b>

During 2018-19 Rs.1,961lakhs was provided towards depreciation as against Rs.2,050 lakhs during the year 2017-18.

## 7. Reserve Fund

Balance position of various Reserve Funds as on 31-03-2019 and 31-03-2018 is given below:-

Rs. in lakhs

SI No.	Name of Fund	Balance as on	
		31.03.2019	31.03.2018
1	Capital Reserves	8,484	8,484
2	Reserve for Replacement, Rehabilitation & Modernization of Capital Assets	984	984
3	Reserve for Development, Repayment of Loan & Contingencies	689	689
4	Profit & Loss Account (Accumulated Loss)	51,373	53,292
5	Provision for Depreciation	30,234	28,375
6	Employees Welfare Fund	25	22
7	Family Security Fund	2	1
8	HBA Family Benefit Fund	36	31

DIAGRAM NO. 11  
DISTRIBUTION OF REVENUE ACCOUNTS

INCOME

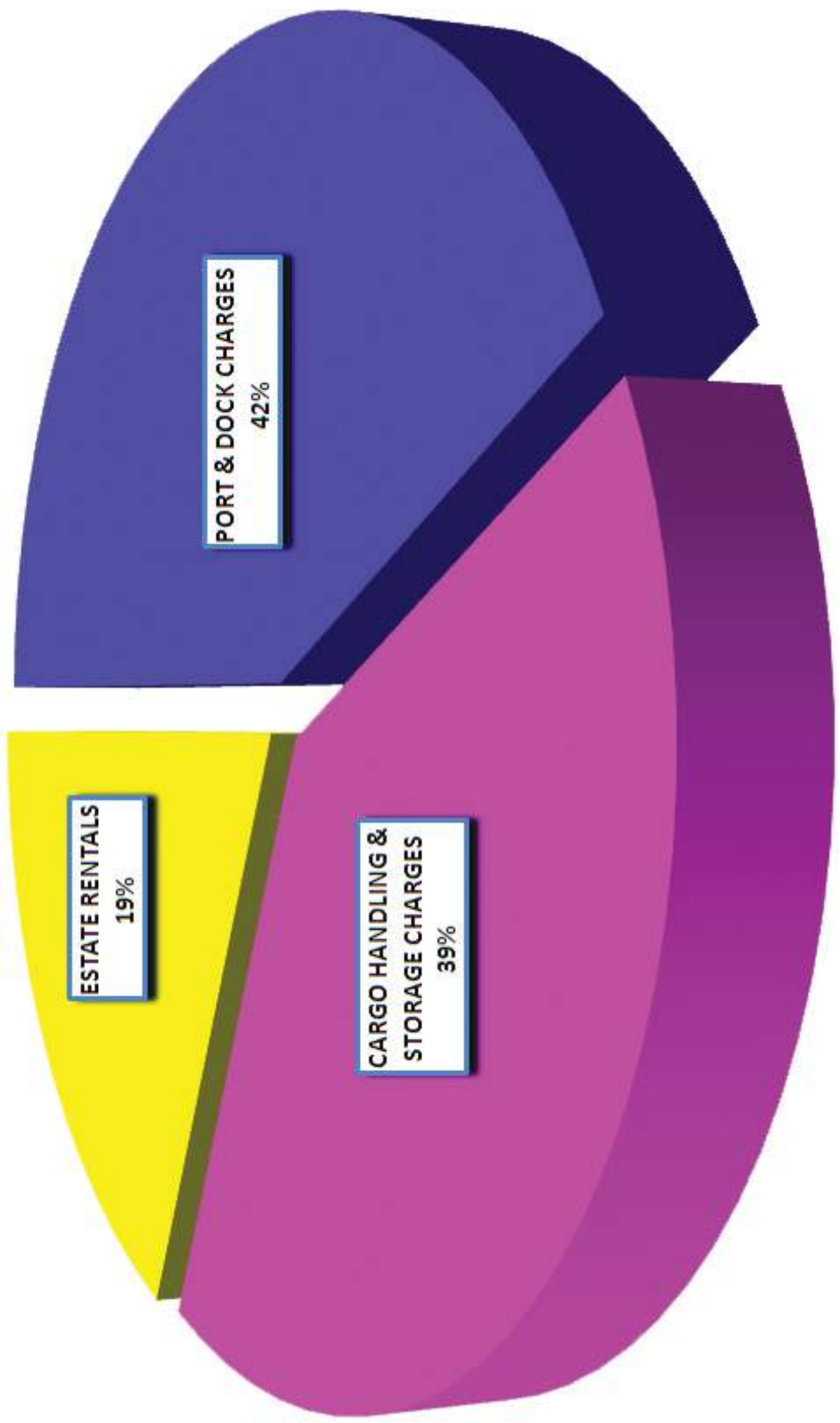
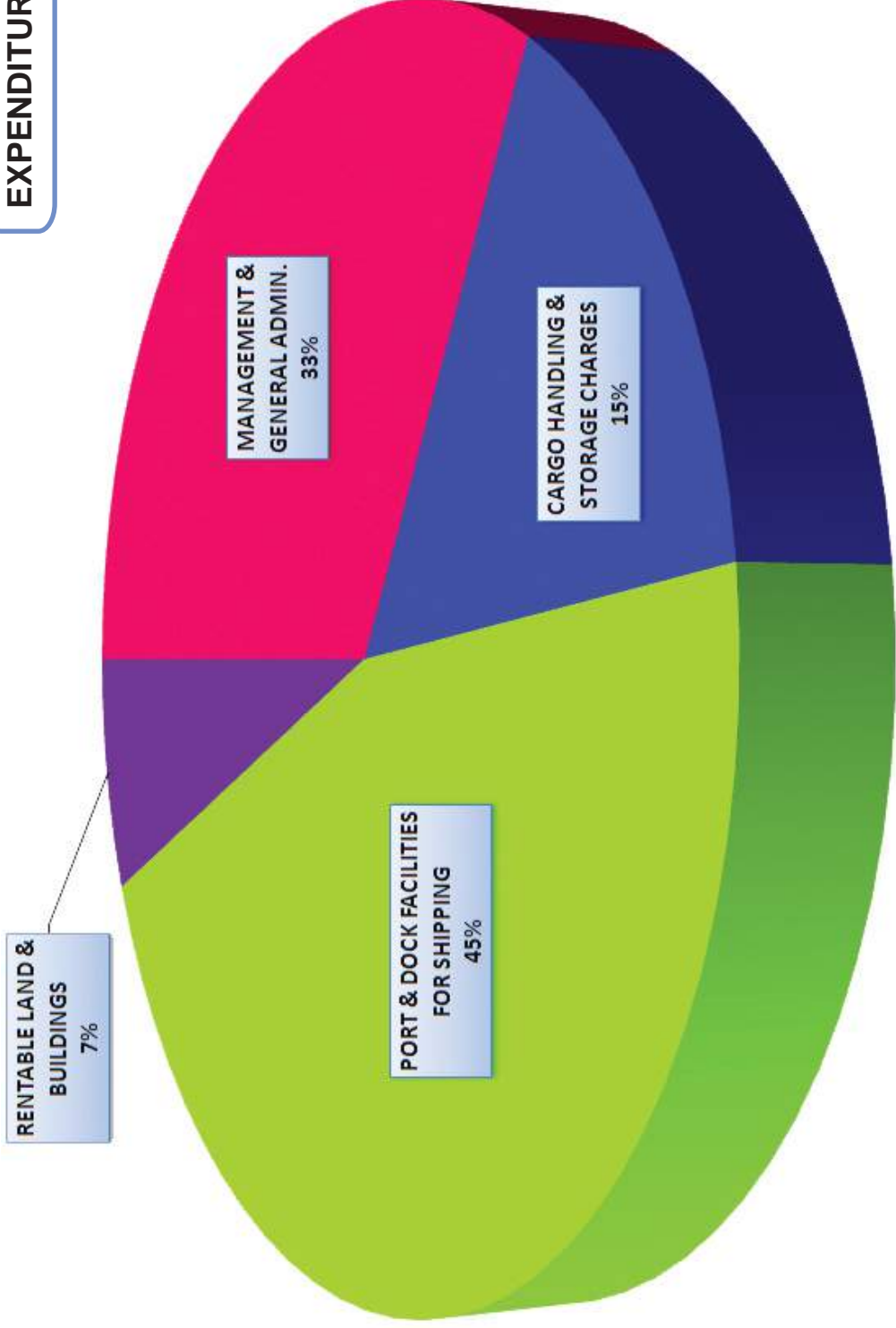


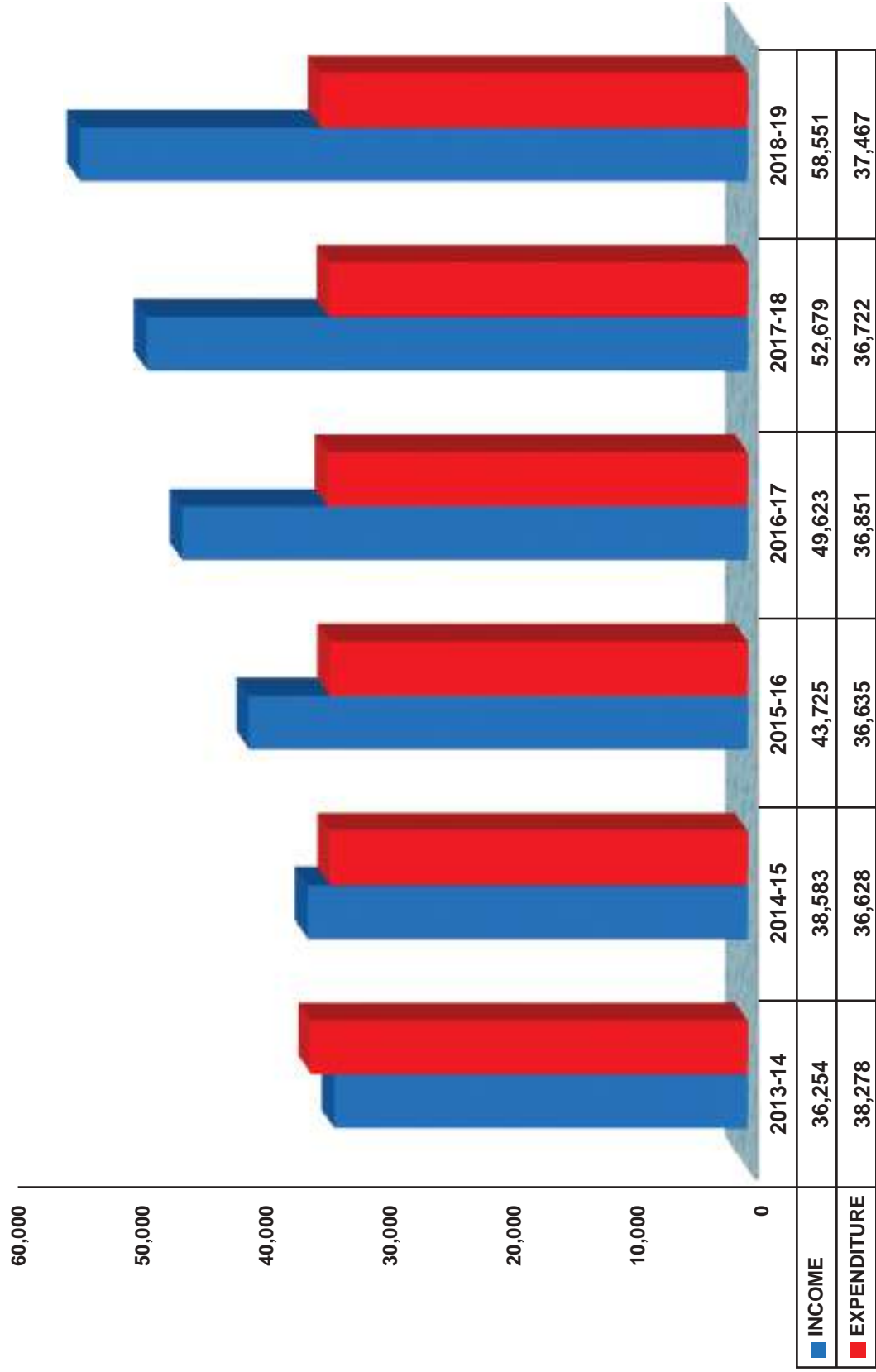
DIAGRAM NO .12  
DISTRIBUTION OF ACCOUNTS

**EXPENDITURE**





**DIAGRAM NO. 13**  
**YEARLY VARIATION IN OPERATING INCOME & EXPENDITURE**





### 8. Working Results at a glance

The results of the financial working of

the Port during the year compared to previous year are indicated below:-

(Rs. in lakhs)

Sl.No.	Financial Factors	2018-19	2017-18
1	Gross Income	63,212	57,795
2	Gross Expenditure	61,294	56,440
3	Net Surplus	1,918	1,355
4	Capital at charge at the beginning of the year	70,961	71,367
5	Capital at charge at the end of the year	70,925	70,961
6	Mean capital at charge	70,943	71,164
7	Capital employed	-10,880	-13,002
8	Return on capital employed (%)	17.63	10.41
9	Net worth	-38,568	-42,512
10	Percentage of net surplus to mean capital at charge (%)	2.70	1.90
11	Operating ratio (%)	63.99	69.71



## I. PLAN WORKS

The approved Annual Plan Outlay for the year 2018-19 was Rs.908 lakhs, against

this, the actual expenditure incurred during the year amounted to Rs.1375 lakhs as shown below.

(Rs in lakhs)

	Scheme	Outlay for 2018-19	Expenditure during 2018-19	Percentage
1.	GBS	112	269	240.18
2.	IEBR	796	1106	138.94
	<b>Total</b>	<b>908</b>	<b>1375</b>	<b>151.43</b>

The important works during the year included Construction of Subway, Construction of Rail over Bridge, Refurbishment & Capacity enhancement of coastal liquid terminal, Implementation of Environmental Management and Monitoring Plan (EMMP), Outer harbor project for construction of a Deep Water Port, Standardization of Electrical Power supply distribution network at W/Island (under IPDS) and Construction of barge jetty at Puthuvypeen (ASIDE scheme).

### 1. Development of Special Economic Zone (SEZ)

Government of India (GoI) had notified the areas at Vallarpadam [(115.25 ha. from which 4.8035 ha. was de-notified on 30-01-2013 for installing container scanners)] and Puthuvypeen (285.8413 ha) as separate SEZs vide Gazette Notifications dated 02-11-2006.

As part of providing Common Infrastructure like Road, Drainage, Water Supply Arrangements, Power, Fencing, Gate complex etc. at PBSEZ, Puthuvypeen, construction of RCC precast drain Phase I and II having a length of 1.9 km and 1.7 Km

was completed on 15-07-2014 and 13-09-2014 at a total cost of Rs.3.287 crores and Rs.4.193 crores respectively, on cost sharing basis with the other Co-Developers viz. Petronet LNG Limited, BPCL-KR and IOCL in Puthuvypeen SEZ. Port's share towards Phase-I and II construction was Rs.0.822 crores and Rs.1.048 crores respectively, totaling to Rs.1.87crores. Construction of drain, Phase-III has also been taken up for Rs. 1.05 crores and completed.

In continuation to the existing two lane road connectivity at Puthuvypeen SEZ, extension for a length of 2.657 km along the eastern boundary of BPCL-KR and IOCL premises was taken up and completed on 13-09-2014 at a total cost of Rs.12.359 crores.

Construction of Administrative building was also taken up on cost sharing basis with Co-developers and the work awarded on 23-02-2016 for Rs.92.27 lakhs. Construction work completed on 29-12-2016. Certain additional facilities are provided in the building, as suggested by the Dy. Development Commissioner, SEZ for Rs. 22.10 lakhs. The work order for civil



works issued on 27-09-2017 and completed on 31-01-2018.

SEZ Officials posted at Puthuvyppeen SEZ have been shifted from BPCL-KR premises to the New Admn. Building w.e.f 31-10-2018.

## 2. Construction of Flyover & RoB at Vallarpadam

The work of providing consultancy services for design and supervision of Fly Over/ RoB entrusted with M/s. Shrikhande Consultants Pvt. Ltd, Mumbai on 22-07-2014.

Work order for the Construction of Fly Over & RoB was issued to the contractors M/s. GPT Geo JV, Kolkatta, for an amount of Rs. 59.97 crores on 17-01-2015 and the work commenced on 09-02-2015.

**Flyover-** Proposal for construction of a Fly Over in front of ICTT at Vallarpadam was approved by MoS on 08-10-2014 for a total cost of Rs.30 crores, out of which Rs.29.76 crores has been released by MoS. Work completed on 31-03-2017. Facility handed over to NHAI and opened to traffic on 17-03-2018. Tripartite agreement was entered into with NHAI, CoPT and Contractors M/s GPT GEO JV on 28-02-2018.

**RoB-** Whole work completed on 30-04-2018. Tripartite agreement was executed on 1st Sept. 2018, between NHAI, CoPT and Contractors M/s GPT GEO JV and the ROB structure was formally handed over to NHAI on that date. Subsequently, on 20/9/2018, NHAI had opened the RoB to public for traffic.

## 3. Environment Monitoring works in CoPT.

- (i) The work of Conducting Stack & Noise monitoring at Cochin Port area for a period of Three Years + (Two Years Extendable) awarded on 22-09-2017 to M/s. Poluchem Laboratories Pvt. Ltd., Kochi, for an amount of Rs. 98,000/- plus GST, for a period of three years and an amount of Rs.88,000/- excl. GST, for the 4th & 5th year. Work commenced on 19-10-2017 and is in progress.
- (ii) The work of Monitoring of Ambient Air Quality at Cochin Port area for a period of Three Years (Two Years Extendable) awarded on 22-12-2016 to M/s. Hubert Enviro Care Systems (P) Ltd., Chennai for an amount of Rs.12,06,720/- plus GST for a period of three years and an amount of Rs.8,04,480/- plus GST for the 4th and 5th year. Work commenced on 11-01-2017 and is in progress.
- (iii) Environmental Monitoring of water and sediment quality parameters in the backwaters around Cochin Port Trust for a period of five years from Feb. 2017 awarded to M/s National Centre for Earth Science Studies (NCESS), Thiruvananthapuram, for an amount of Rs. 30 lakhs plus GST. Work commenced from the month of Feb. 2017 and is in progress.



#### 4. Construction of Barge Berth for handling Bunkers in Cochin Port.

This project with an estimated cost of Rs.31.93 crores was sanctioned by MoC & If or financial assistance of Rs.15.00 Crores under ASIDE scheme in 2013-14. Therefore, 'Construction of Barge Berth' was also taken up along with 'Construction of MULT' on the assured funding, which however, was subsequently suspended as informed by MoC&I vide letter dated 04-10-2017. The work, which is completed on 27-09-2018, was taken up through EPC contract for Rs.36.40 crores and capital dredging in the berth basin is to be taken through separate contract. The estimated cost of the project has thus been revised to Rs.39.75 crores.

#### 5. Integrated Power Distribution Scheme (IPDS) :-

CoPT has initiated the proposal for the "Strengthening of Sub Transmission and Distribution network at W/Island area of CoPT" at an estimate cost of Rs 5.39Cr with Central Financial Assistance at 60% of project cost under Integrated Power Distribution Scheme (IPDS) of Ministry of Power, GoI. The Scope of this work comprises of the following.

The Project was approved by MoP on 28-04-2016. Sanction received from PFC, New Delhi on 09-08-2016. Tenders invited 3 times for the project were failed due to various reasons. It was decided to take-up the work separately for (1) Sub-transmission & distribution part and (2) Metering part. For the sub- transmission & distribution part of the project, tender was invited on 15-02-2018 at an estimated cost of Rs.305.64

Lakhs. LoA was issued on 15-03-2018 at a total cost of Rs.246.56 Lakhs.

For the metering part of the project, M/s EESL was requested on 26-03-2018 to take up the work on nomination basis. Subsequently, Power Finance Corporation was also requested to follow up the matter with M/s EESL. As M/s. EESL has reluctant to take up the metering work, NIT for the work was issued by CoPT independently, at an estimated cost of 127.87 lakhs. The Tender opened on 18-12-2018 was discharged as the price quoted was 53.6% higher than the departmental estimate. Re-tender was invited with revised estimate of Rs.2.07 Crore and bids opened on 28-02-2019. LoA issued to M/s. NSoft (India) Services Private Limited, Bangalore on 08-03-2019 for Rs.161.79 lakhs expected to be commissioned by 07-08-2019. Work completed on 31-03-2019 except smart metering part. The CEA approval is awaited.

- a. Installation of Grid connected Roof top Solar System:- The estimate cost is Rs 1.05 Cr and it was approved by MoP on 28-04-2016 as communicated by the nodal agency, M/s Power Finance Corporation (PFC) New Delhi vide its letter No 2: 16: IPDS: CPT: KERALA: 40890 dated 09-08-2016. Project Management Agency was appointed on 31-08-2016. NIT was issued on 28-10-2016 and work order was issued on 07-12-2016 at a total cost of Rs. 98,86,400/-. The work is completed and commissioned on 31-03-2017. The modification work, adding 30 KWp power plant is completed on





15-03-2018. Power generation from solar plant during 2018-19 is 1,97,963 units.

- b. Apart from this, installation of Ground Mounted Solar panel of 100 KWp at various lands at CoPT area at an estimated cost of Rs.84.10 Lakhs. The LoA for the work was issued on 09-05-2018 for Rs.58.98 Lakhs and the project commissioned on 15-01-2019. The CEA approval is awaited for charging the installation.

## II. NON PLAN WORKS

The major works completed during the year are as detailed below:

1. Providing View Cutter at Q2-Q3 Area for Navy at Mattancherry Wharf- completed on 21-11-2018 for Rs. 23,51,834/-
2. The work of raising the area in between Q-2 & Q-3 sheds at Mattancherry Wharf completed on 02-05-2018 for Rs. 14.38 lakhs.

## III. PRIVATE SECTOR/JOINT VENTURE SCHEMES UNDER IMPLEMENTATION

### 1. Development of an International Ship Repair facility at Willingdon Island.

The work was awarded to the developer, M/s. Cochin Shipyard Ltd. on 19-09-2012 by inviting global tender, following the guidelines for Private Sector Participation applicable to Major Port Trusts for leasing out the existing assets. Agreement was signed on 24-12-2012.

Workshop Complex including Dry Dock, slipway, buildings, machineries, equipments and tools with about 8.12 ha of land area and 15 ha of adjoining water area was handed over to the Developer on 12-04-2013, on lease for a period of 30 years. M/s. CSL shall develop new ship repair facilities as per the 'Project Requirements'. In addition to the lease rent, the Developer is required to pay the quoted Upfront Fee and annual Guaranteed Amounts for a period of 30 years.

After completing the road alignment work, allotment of land area of 8.134 Ha for second stage was made to M/s.CSL on 16-10-2017. M/s CSL has informed on 01-03-2018 that they are in receipt of all the clearances including environmental clearance required for the commencement of construction activities as on 09-01-2018. M/s CSL has placed purchase order for Ship Lift & Transfer System and issued work order for the Turnkey work for construction & commissioning of the Project. Overall physical progress of construction activities as on 31-03-2019 is 37.2%.

## IV. GRANT-IN AID WORKS

The works completed and taken up as **Grant-in Aid Works** during the year are as follows:

### 1. Developing a Walkway/ Promenade from new Mattancherry Bridge to Alexander Parambithara bridge

This proposal for developing a Walkway /Promenade on the southern side of NH 47A on Willingdon Island comprises developing the backwater frontage of about 2.1 km length for a width



up to 20 m between the Mattancherry BOT bridge and the Alexander Parambithara bridge. The proposal has been taken up in phases. As the area to be developed belongs to the NH, MoRTH had accorded sanction for leasing the above stretch of land for 30 years to CoPT for the above development works.

The first phase of walkway for about 350m was developed with an amount of Rs.99.05 lakhs funded by BPCL- KR through DTPC and the work was completed in June 2013. The second phase of development of walkway for about 140m was also completed at a cost of Rs. 54.80 lakhs, in May 2015, with financial assistance of Rs.50 lakhs accorded by Dept. of Tourism, GoK.

Work on the remaining portion of walkway for about 1510 m length upto the Kannanghatt bridge, has been taken up as Phase III with financial assistance sanctioned by Ministry of Tourism (MoT), GoI for Rs.9.01 crores. The major portion of the work such as development of walkway with parking facilities, drain, Illumination works etc. have also been completed but the balance works could not be executed due to poor response received during two tendering attempts.

In the meantime, MoT had conveyed the sanction for Central Financial Assistance for 'Creation of Additional Tourism Facilities at the CoPT Walkway' for Rs.466.47 lakhs as per letter dated 12-12-2018.

### **2. Works taken up under 'Swachh Bharat Abhiyan'**

Government of India had launched "Swachh Bharat Abhiyan", a cleanliness

campaign to make India clean in 2014. Under this plan, MoS had forwarded short term steps, (which is a 39 point agenda), such as Cleaning and repair of Port roads, Painting road signs, Zebra crossings, Beautification and cleaning of Parks, Modernizing toilets, Placing dust bins of uniform colour, Cleaning and repairing of drainages, Removal of unnecessary vegetations etc., to make the Port area neat and clean. Various activities in this connection have been taken up by the Port.

The following grants were released by the Ministry of Shipping as a part of 'Providing Assistance to Major Ports under Swachhta Action Plan (SAP), for taking up various works:

- An amount of Rs.2.61 crores released during the year 2016-17, as per Ministry's Sanction No. 6(1)2017-PD VII dated 30-03-2017
- An amount of Rs.2.00 crores released during the year 2017-18 as per Ministry's sanction No. 6(1)2017-PD VII dated 24-05-2017.
- An amount of Rs. 2.00 Crores released during the year 2018-19 as per Ministry's sanction order No. 21013/1/2018-PD-VII dated 11-06-2018.

The following works were taken up by Cochin Port utilizing the above funds:

#### **I) Repairing and Painting of Type I, II and III Quarters at RNAS Area.**

The work was taken up and completed during the year 2017-18 with a completion cost of Rs. 213.19 Lakhs.

**ii) Repairing and Painting of Port Hospital Buildings**

The work was taken up and completed during the year 2018-19 with a completion cost of Rs.40,86,356/- (Excl.GST).

**iii) Exterior Painting of Office Buildings at North End**

The exterior painting work of New Administration building, Old Ad. Block and CAD building was taken up and completed during the year 2018-19 with a completion cost of Rs. 23,97,978/- (Excl.GST).

**iv) Resurfacing IG Road from North End to Harbour Terminus of W/ Island:**

The work has been taken up and completed during the year 2018-19 with a completion cost of Rs. 2,08,86,609/- (Excl.GST).

**(v) Providing and laying CC Paver Blocks at Subramanian Road.**

The work has been taken up and completed during the year 2018-19 with a completion cost of Rs. 32,24,037/- (Excl.GST)

**(vi) Repairing access road to MIV CFS at Vallarpadam.**

The work was taken up and completed during the year 2018-19 with a completion cost of Rs. 58,46,138/- (Excl.GST)

**vii) Renovation and painting of type-IV & V Quarters at Seagull Street.**

The work was taken up and is in

progress. Contract amount of the work is Rs. 31,54,862/-

**viii) Resurfacing of Milne Road from N/End to EDC Jn.**

The work was taken up and is in progress. Contract amount of the work is Rs. 51,52,715/-

**ix) Providing and laying CC Paver Blocks at IG Road.**

The work comprises of Repairing the road from old Port Workshop to FACT Junction and providing CC paver blocks.

The work was taken up and is in progress. Contract amount of the work is Rs. 1,97,37,388/-

**x) Installation of Bio-digesters at Public Toilet Blocks at Cochin Port:**

Work was awarded on 16-03-2019 for an amount of Rs. 3.50 lakhs with contract period of 45 days. Work is in progress.

**3. Upgrading Infrastructure at Ernakulam wharf for Cruise berthing facilities**

Cochin Port proposed to provide International Cruise Terminal facilities inside Ernakulam Wharf area to cater the cruise passengers with the functional and service requirements as per the Standard Operating Procedures (SOP) issued by Ministry of Tourism. The project consists of Construction of an International Cruise Terminal building of approximate area 2,253 m<sup>2</sup> with connected facilities such as electrification, fire fighting arrangements,





HVAC, security system including data network, signages etc. and upgrading / retrofitting the existing Q7 – Q8 berth surface for about 420m length and its back up area upto and around the cruise terminal building at an estimated cost of Rs.25.72 crores. Ministry of Tourism had accorded sanction for this project for central financial assistance of Rs.21.41 crores and accorded approval for releasing of 50% of the grant as 1st Installment of Rs.1070.50 lakhs. Out of this, Rs.4.33 crores has already been released. Utilisation Certificate for Rs.496.36 lakhs was sent to MoT on 26.02.2019. Subsequently, Rs.637.44 lakhs was released on 27-03-2019.

The project consists of the following works:

**(a) Construction of international Cruise Terminal :**

Tenders were invited for civil, electrical and part of ELV works at a cost of Rs.22.34 crores and the work was awarded to M/s. K.V.Joseph and Sons Private Limited, Edappally, Kochi for Rs.23.22 crores on 19-07-2018. Work commenced on 03-08-2018 and is in progress. The physical progress of work achieved is 48%. Financial progress achieved is 25.20%. Expenditure incurred so far is Rs.5.85 crores. The work is scheduled to be completed by February 2020.

**(b) HVAC, Firefighting and connected works:**

The works of HVAC, firefighting and connected works of the Cruise

Terminal was tendered at a cost of Rs.2.2 crores and under process. Minister of State (Independent Charge) for Tourism, Sri. Alphons Kannamthanam laid the foundation stone of the Terminal on 28-07-2018.

M/s. KITCO has been appointed for Project Management Consultancy services for the project on 04-12-2017 and their assignment is in progress.

## V. DEPOSIT WORKS

### 1. Construction of MULT at Puthuvypeen

As per the Concession Agreement executed on 4/04/2014, between M/s.IOCL and CoPT for “Development of Multi User Liquid Terminal at Puthuvypeen SEZ”, M/s.IOCL has entrusted with CoPT, execution of construction of MULT jetty and its associated facilities through EPC contractor on deposit work terms. M/s. L&T Infra Engg., Chennai, are project consultants for the work.

Construction of MULT jetty along with Barge jetty was awarded to M/s.RKEC Projects Pvt Ltd Visakhapatnam, for Rs. 217.33 crores on 23-07-2015. The works completed on 27-09-2018.

Cochin Port is expected to get Rs. 5.76 crores, which is 3.15% of Contract value of MULT, as Project Management Service (PMS) charges from this project.

The berthing structure is capable of berthing vessels with LOA up to 230 m, 13 m draft and 80,000 DWT. This jetty will also service IOCL's LPG storage facility in Puthuvypeen and in the process, reduce



road transport of LPG from Mangalore through Kerala.

For the Capital dredging for proposed MULT basin, letter of intent (LoI) has been issued to M/s.DCI for Rs. 4226.25 lakhs on 17-08-2015, this work is not taken up presently as per I.O.C request.

### **2 Construction of a Jetty for GoI at Cochin Port**

Construction of a dedicated Jetty for berthing defence vessels, north of naval jetties in Ernakulam channel of Port with an estimated cost of Rs.122.32 crores for a Defence organization under Government of India, has been entrusted with Cochin Port, as a deposit work. Cochin Port is expected to get Rs. 6.96 crores, which is 7% of the estimated cost, as PMS charges from this project.

MoU was executed between CoPT and Govt.of India for the project on 22-12-2016 and Environmental and Wildlife clearances have been received for the project.

The Jetty construction work was awarded to M/s.Marymatha Construction Co., Muvattupuzha on 08-08-2017 for an amount of Rs. 59.75 crores. The work is in progress; 80% of the works completed and is expected to be completed in August, 2019.

Environmental monitoring during construction stage of Jetty by M/s Hubert Enviro Care Systems (P) Ltd., Chennai, is in progress.

Development of two land plots for GoI is awarded to M/s. Surya Constructions on 21-04-2018 for an amount of Rs.949.59 lakhs.

Other works/ procurements such as: (i) Procurement of furniture for Jetty office

building, (ii) Procurement of Marine accessories such as Channel Marking Buoys, Berthing Pontoons, Pneumatic Fender etc., (iii) Supply and installation of 15T ELL crane and (iv) Capital dredging for maneuvering basin of the Jetty area, are at various stages of implementation by the respective executing divisions / departments. Also, as requested by GoI, we are also taking up the construction of a connecting bridge to Naval area from GoI Jetty approach & allied facilities as an additional work.

### **3. Refurbishment of STB**

The work of “Refurbishment of South Tanker Berth (STB)” is taken up by Cochin Port on behalf of BPCL-KR for laying heat traced pipelines of BPCL-KR with an estimated cost of Rs.2922.3 lakhs, to be borne entirely by BPCL-KR as grant and a MoU in this regard is executed with them. PMS charges @ 5.25% of the project shall be paid by BPCL to Cochin Port, which is about Rs.85 lakhs.

The work has been awarded to M/s.Geo Tech-Threekay Joint Venture for on 07-02-2018. The project has been completed on 28-02-2019. Financial progress achieved is 83.63% Expenditure incurred so far is Rs.14.95 crores

### **4. Construction of Berth for Indian Coast Guard at Cochin Port.**

Indian Coast Guard has entrusted the Construction of berthing and allied facilities with an estimated cost of Rs.117.48 crores, to Cochin Port Trust as deposit work. The proposal is to construct a dedicated Jetty for berthing Coast Guard vessels in



Mattancherry channel of Port with land connection to Fort Kochi. Cochin Port is expected to get Rs.7.21 crores, which is 7% of the estimated cost, as PMS charges from this project.

MoU executed between CoPT and Indian Coast Guard for the project on 03-04-2017. Environmental and Wildlife clearances have been received for the project.

The Jetty construction work was awarded to M/s. Kargwal Constructions Pvt., Mumbai for Rs.58.71crores, on 14-09-2018. The work is in progress and is expected to be completed in October, 2020. Capital dredging for maneuvering basin of the Jetty area will be taken up on completion of jetty structure, so as to complete all the works in October, 2020.

### **5. Re-construction of North Jetty for Indian Navy at Naval Base, Kochi**

Indian Navy has entrusted Cochin Port Trust the Re-construction of North Jetty for Indian Navy at Naval Base, Kochi with an estimated cost Rs.596.43 crores (inclusive of 12%GST)as deposit work. Cochin Port is expected to get Rs.34.84crores, which is 7% of the estimated cost, as PMS charges from this project.

MoU has been executed between CoPT and Indian Coast Guard for the project on 22-02-2019. Environmental and Wildlife clearances have been obtained by Indian Navy for the project. It is proposed to engage a Project Management Consultant for the execution of the project. As per the

MoU the timelines for completion of the project is 48 months from the date of issue of the first work order by CoPT for construction works.

### **6. Dredging in front of LNG basin**

Cochin Port is taking up the dredging work at the LNG basin on deposit work terms for M/s. Petronet LNG Ltd. annually along with the maintenance dredging contract at a cost of Rs.12 Crores. PMS charges @10%of the cost of work done which is about Rs. 1.20 Crores is being paid by PLL.

## **VI. WATER PROCURED DURING THE YEAR**

The quantity of water procured and distributed during the year 2018-19 was around 910.00 million litres.

## **VII.DREDGING**

The Dredger G.H.D.Nehru Shatabdi has been attending to dredging in various areas of the Port. The vessel worked for 106 days during the year and removed a total quantity of 1.783 lakhs cu. metres of spoil. Details of working of the Port's dredgers are given in Statement No.30 in the Appendices.

During the year 2018-19 maintenance dredging in the Port channels was carried out by M/s. Dredging Corporation of India. The total quantity of spoil removed during this year was 270 lakhs cu. metres as against 216.80 lakhs cu. meters in the preceding year

**VIII. STORES**

The stock position as on 31-03-2019 is given below:

(Rs in lakhs)

Sl. No.	Item	2018-19	2017-18
1	Stock at the beginning of the year	97	109
2	Stock at the end of the year	87	97

**IX. COCHIN FISHERIES HARBOUR**

The functioning of Cochin Fisheries Harbour went on smoothly during the year (2018-19). The Harbour Administration had registered an operational income of Rs.4,07,36,265/- (including interest on FD's) against an expenditure (including payment of Service Tax arrears) of Rs.3,96,26,342/-. 1703 Purse-seine net boats, 2248 of Gill Net boats, 2760 Trawl net boats and 324 valloms called at CFH during the year.

**X. Electricity**

2,65,47,300 (265.47 Lakhs) units (kwh) of electricity at Willingdon Island and 88,82,100 (88.82 Lakhs) units (kwh) of electricity at Vallarpadam (Total 3,54,29,400 (354.29 Lakhs) units (kwh) were purchased from KSEB) and 9470 units

of power (Kwh) of electricity was generated at CoPT's Powerhouse. In addition to the above, CoPT has installed Solar Power plant of 150 KWp capacity which has generated 1,97,963 units of power (Kwh). Hence total quantum of power handled by CoPT was 3,56,36,833 (356.36 Lakhs) units (Kwh) for Port's own purpose and for distribution to consumers during the year 2018-19.

**XI. ESTATES**

Total land area of Port is 2177 acres including land at Puthuvypeen, Vallarpadam, Mulavukad, Palluruthy, Ernakulam, Fortkochi and Thevara. 876.22 acres were on lease during the year as against 850.31 acres in the preceding year as may be seen from the following table:

Type of lease hold	2018-19		2017-18	
	No. of leaseholds	Area (acres)	No. of leaseholds	Area (acres)
Government	35	83.32	34	78.97
Quasi Government	49	456.22	49	436.18
Private	188	336.68	189	335.16
<b>Total</b>	<b>272</b>	<b>876.22</b>	<b>272</b>	<b>850.31</b>

**XII. SAFETY AUDIT**

Quarterly Safety Audits were conducted in areas handling hazardous/noxious

cargoes, during the year 2018-19, as per MoS direction.







### 1. Labour Situation

Labour situation at the Port was generally peaceful during the year.

### 2. Family Security Fund

An amount of Rs. 6,70,000/- was disbursed to the employees and their families from the Family Security Fund on retirement/resignation/death.

### 3. Accident to Shore Workers

During the year 2018-19, 9 Nos. accidents were reported. A category wise analysis of these accidents is furnished in Statement No. 33 in the Statistical Appendices. An amount of Rs.1,25,802/- was paid to the workers under Workmen's compensation Act or leave salary under hospital rules. No amount was paid by way of injury leave.

### 4. Group Insurance Scheme

An amount of Rs. 46,43,659/- was disbursed to the retired/resigned employees and dependants of deceased employees under the Group Savings Linked Insurance Scheme of LIC of India.

### 5. Exgratia Relief from the Welfare Fund

A sum of Rs.50,000/- was disbursed from the Welfare Fund as exgratia assistance to the employees and their families for their treatment etc. and as aid to meet the funeral expenses of deceased Port employees.

### 6. Scholarships

During the year an amount of Rs.1,67,000/- was disbursed for awarding Merit Scholarships to the children of the Port employees studying in various grades ranging from Secondary School level to Post Graduate Course including Medical,

Engineering and Technology. Amounts of Scholarships ranged from Rs. 250 to 1000 per annum with duration of 2 to 5 years.

### 7. Children's Education Allowances

Children's Educational Allowances and reimbursement of tuition fees at a maximum of Rs.27,000/- each child, limited to two children of Port employees, were granted upto Higher Secondary classes as per the Government rules and envisaged in the current Wage revision settlement.

### 8. Co-operative Society

Cochin Port Employee's Co-operative Society registered under the Kerala Cooperative Societies Act, 1969 is functioning in Cochin Port Trust with full patronage of Port employees. It promotes the welfare of Port employees by providing loans to the employees and receiving their deposits.

The Society also distributes educational awards and scholarships among the children of employees. Society also introduced Risk Fund scheme followed by the Government of Kerala to protect the family from future liability after the death of employee. This Society with a Class I Super Grade is considered as the first and finest Employees Society in the state of Kerala.

### 9. Sir Robert Bristow Memorial Mutual Benefit Fund

Sir Robert Bristow Memorial Mutual Benefit Fund, a charitable institution established in the year 1956 and registered under Travancore-cochin Literary Scientific and Charitable Societies Registration Act of 1955 is functioning in W/Island. It also extends Scholarships to the children of members, Death relief for the members and



their family. Financial aids for the treatment of deadly deceases such as Cancer, Heart Bye Pass Surgery, Kidney dialysis, Stroke etc for Bristow Fund members & Staff as well as other employees working under Cochin Port Trust.

### 10. Canteen

There are four canteens functioning in Cochin Port Trust. The Canteens are run by Canteen Management Committee of the respective Departments. One Cafeteria is also functioning in the Administrative Building of the Port. Ernakulam Wharf Canteen is under the Dock Workers (Safety Health and Welfare) Regulations 1990.

### 11. Schools

#### a) Sisu Vihar Nursery School

A Nursery School, 'Sisu Vihar', run by the Women's Club of Willington Island is functioning at North End, for which required infrastructures are provided by Cochin Port Trust.

#### b) Sir Robert Bristow Primary & Secondary School

Land & Buildings have been provided free of cost to the Kerala State Government for running the Primary & Secondary School. 10,000 Gallon fresh water is granted to the schools every month free of charge.

#### c) Kendriya Vidyalaya

Kendriya Vidyalaya is functioning at the South End of Willington Island. Land, Building & Furniture have been provided by the Port. 50% of the seats are reserved for the children of Port employees in each class.

### 12. Sports and Games

In the All India Major Ports Volleyball Championship held at Mumbai Port Trust from 13th to 15th March 2019, our team retained the title by defeating the host Mumbai Port in the finals.

In the All India Major Ports Shuttle Badminton Tournament held at VOC Port Trust, Tuticorin from 9-11 October 2018 our team won Gold medal in the Championship defeating Mumbai Port Trust. In the Individual categories Shri Joy T. Antony, Sr.Accountant, GAD won Two Gold Medals in the Men's Singles & Doubles event.

Shri Joy T Antony has been selected to represent Indian Team in the Sr. World Championship scheduled to be held at Poland from 4th to 11th August 2019. He is also reigning National Champion in Master Doubles by winning Masters National Badminton Championship held at Goa.

Shri Joy T Antony was also selected as the Coach of Kerala State Senior and Junior Team and the Players won several medals in the National Badminton Championships held at Lucknow from 18th to 22nd December 2018 and Guwahati from 12th to 16th February 2019. He was also selected as one among the seven Badminton Coaches in India in the Olympic Gold Quest.

Cochin Port Cultural team comprising 18 employees participated in the All India Major Port Cultural Meet held at Haldia Dock Complex from 14th to 17th February, 2019.

Cochin Port Trust hosted the All India Major Port Chess Championship at Samudrika Hall from 14th to 16th January, 2019. The Championship was hosted in a



befitting manner with participation from 70 players from 10 Major Ports.

employees were provided with quarters. Category wise details are given in the following Statement.

### 13. Housing

During the year (as on 31.3.2019) 209

Category of Employees	Type of Quarters (Numbers)								Total Allot.
	I	II	III	IV	V	VI	VII	Un Classified	
Class I			1	2	16	4	5		28
Class II			2	3	3				8
Class III	2	87	63	19					171
Class IV & Shore Labour	0	0	2	0					2
Other Allot.	157	182	22	5	5	1			372
Vacant & Damaged	81	79	47	7	1	3		1	219
Gross Total of Qrts.	240	348	137	36	25	8	5	1	800

### 14. Security

The CISF in Cochin Port is having an authorized strength of 301 (including 39 deployed at LNG Terminal on payment basis by PLL). The posted strength was capped to 274 (including 39th LNG Terminal). The Unit is headed by a Dy. Commandant and assisted by an Asstt. Commandant. The security and protection of vital installations are entrusted to CISF. This include Oil Tanker berths (OTB), COT, Main receiving station, Ernakulum and Mattancherry wharfs, BTP, South Coal Berth and LNG Terminal. Security cover is provided by means of static duty posts, two check posts at the toll gates, boat patrolling and ZQRTS.

Access control is maintained by CISF in CoPT through Bio metric cards, and passes of various kinds issued after proper verification. Thorough security check is conducted while entering and exiting the port area at vital Installations.

All important areas are covered by CCTV surveillance. CISF Communication is maintained through intercom as well as 58 Hand held Walkie-Talkie sets and 20 Base sets. The Radio Frequency Identification System has been installed at Ernakulum Wharf gate w.e.f 27-06-2016. Special security arrangement are made on the visit of Cruise Ship as per the SOP approved by Ministry of Shipping. A dedicated team of crime & Intelligence Wing is deputed for



collection, analysis and discrimination of advance intelligence on Crime/trade Union activities.

### 15. Medical Facilities

Cochin Port Trust has a multi specialty hospital having a capacity of 110 beds and is controlled and managed by the Chief Medical Officer with the assistance of 1 Dy. CMO(GD), 1 Sr. Medical officer (Specialist), 3 Sr. Medical Officers (GD), 3 Medical Officers (3 posts are vacant) and 2 contract Medical Officers at a total of 11 doctors and 28 various Part Time Visiting Specialists among are 8 Super Specialists. They attend to the health care of the Port employees including DLD employees and their families, CISF personnel's and their dependents, Pensioners and their spouses and other Central Government employees posted in Willingdon Island like Customs, FACT and Cochin Shipyard Ltd. Employees and dependants, deputed from Cochin Port Trust, Pensioners and dependants of other Ports settled at Cochin (on payment basis) etc.

The I.C.U. of this hospital is provided with 7 beds with Cardiac Monitors, Defibrillators, and Centralised Oxygen and Centralised Suction System. Cardiac Monitors are being provided in ICU and Operation Theatre. Pulmonary Function Tests, Titmus eye testing are also done whenever necessary.

Separate Officers ward with 4 AC

Rooms exclusively for Officers and their families. The Hospital has a full-fledged operation theatre complex with 3 major operation theatre rooms. All types of surgeries including General surgery, Eye, Ortho, ENT & Gynaecology surgeries are being done.

Two First Aid Posts located at 2 different operational areas of the Port are fully functional. A well equipped automated Lab and X-ray departments are functioning during OP hours on all working days. At almost all types of bio chemical investigations are conducted with the "Dry technology" instrument for both OP and IP patients. Latest Hi frequency X-Ray machine and CR system in the Hospital along with a mobile X-ray unit. In order to reduce the cost of X-ray films X-ray Images are being sent to all doctors OPD wards and Casualty through computer mail delivery system, thereby reduce the cost of X-Ray Films. Pharmacy is functioning on all working days from 8 AM to 5 PM. A/c Ambulance service is available for the Hospital, and is attached to Fire service under Deputy Conservator.

Kitchen and Diet Section are functioning on all days. Biogas plant attached to kitchen is functioning well, thereby reducing the cost of cooking gas.

Details of Medical treatment given during the year 2018-19 are furnished below:-





(A) OP Section	2018-17	2017-18
(I) Port employees and their families	27284	30926
(ii) Non Port employees	2185	2528
(iii) CSL/Workshop dispensary	2113	2556
(iv) Pensioners	39058	41270
(v) CISF	4976	5233
<b>Total</b>	<b>75616</b>	<b>82513</b>
(B) IP Section		
(I) Port employees and their families	1446	1570
<b>Grand Total</b>	<b>77062</b>	<b>84083</b>

The school of Nursing attached to Cochin Port Trust Hospital is functioning under Cochin Port Trust Educational Society near CoPTH with admission strength of 20 students every year since 2000 January under the guidance of Chief Medical Officer and One Medical Officer in charge with staff strength of One Principal, One Vice-principal and 4 Tutors. Since 2007 April, School of Nursing is functioning independently as a self financing institute, Cochin Port Trust Educational Society.

### 16. Hospital/ Medical Reimbursement

In addition to the Medical facilities provided through the Cochin Port Trust Hospital, an amount of Rs.1,15,09,933 /- was reimbursed during the year 2018-2019 towards medical facilities availed in other hospitals.

### 17. Grievance Redressal

As per Ministry's directive, Public Grievance Redressal Machinery was constituted in Cochin Port Trust in 1991. The Secretary is the Director of Public Grievances. The Deputy Heads of each Department is acting as Grievance Officer to attend the Public Grievances received by

that department. Complaints/suggestion boxes have been kept in prominent places in each department to receive the grievances/complaints. Cochin Port Trust regularly checks the grievances submitted online by employees/general public in the Govt. of India website of Central Public Grievance Redressal and Monitoring System (CPGRAMS) and the grievances are disposed off in a time bound manner. A direct link to CPGRAMS website ([pgportal.gov.in](http://pgportal.gov.in)) has been provided in the website of Cochin Port Trust for online submission of grievances ([www.cochinport.gov.in](http://www.cochinport.gov.in)). A detailed circular in this regard has been issued. Aggrieved employees can take up such grievances with concerned Officer/ Divisional Officer for redressal. In the event of non redressal of grievances, the employees can take up the matter with concerned Head of Department failing which again at the level of Dy.Chairman/ Chairman. Employees resort to this by way of personal appearance or through written submissions. Aggrieved employees can also personally meet the Chairman with their grievances as Chairman has earmarked



public time once in a week for receiving grievances and such grievances are examined on priority and replied to the concerned employees.

### **18. Citizens'/Clients' Charter**

A Citizens'/Clients' Charter (CCC) is the expression of an understanding between citizens/clients and the provider of a public service with respect to the quantity and quality of services the former receive in exchange for their taxes/tariffs. It is essentially about the rights of the public and the obligations of the public servants. Clients also have certain obligations to be fulfilled, for the successful implementation of such a charter.

The Citizens'/Clients' Charter of Cochin Port Trust has been formulated as per the Result Framework Management System of Cabinet Secretariat. A Taskforce (consisting of Port Officials and representatives of stake holders) constituted for formulating and reviewing the Clients Citizens Charter meets on quarterly basis and reviews the Citizen Charter for periodical modifications if any. The Citizens'/Clients' Charter is hosted in the website of Cochin Port Trust and made available in all Departments.

### **19. Group Gratuity Scheme**

An amount of Rs.8,10,614/- was received from LIC of India during the year 2018-19 as Gratuity amount under the GGS.

### **20. Transport Facilities**

The Dredger Crew and staff posted at Cochin Oil Terminal are provided with free Transport facilities by launch from shore to Vessel/terminal and back. During the year 2018-19.

### **21. Internal Complaints Committee**

The Complaint committee (Women Cell) was formed in the year 2004 in compliance with the directions of the Hon'ble Supreme Court of India for prevention of sexual harassment of women in workplace and redressal of the complaints of the victims. After the enactment of the Sexual Harassment of Women at Work place (Prevention, Prohibition and Redressal) Act, 2013 the Complaints Committee was reconstituted as Internal Complaints Committee.

The Internal Complaints Committee held two meeting during the year 2018-19.

### **22. Other Labour Welfare activities**

- a. Guidance was given to 14 PG students & 11 UG Students for their project work.
- b. Three meetings were conducted with the Trade unions and management as part of regular mechanism for mutual consultation as per the Ministry's direction.
- b. Two Dependants of deceased Port employees have registered their names for job on compassionate ground during 2018-19.

### **23. Additional Welfare Facilities provided for Dock Labour Division Employees**

- a) Financial help for marriage of children of employees. Employees of Dock labour Division are being granted a gift of Rs.500/- for the marriage of one of their children in the service period. Amount paid Nil.



- b) Financial Assistances for purchasing spectacles.  
A sum of Rs. 100/- or the actual cost of spectacles whichever is less is being paid to employees / workers for the purchase of spectacles once in 5 years. Amount paid Nil.
- c) A gift of Rs.1000/- in lieu of memento at the time of retirement. Amount paid during the year under report is Rs.22,000/-.
- d) Scholarship Award and prizes to the children of employees.  
Scholarship Awards are granted to the children of the employees studying in standard V and upto Post Graduate / professional course on merit basis. Amount paid during the year under report is Rs.400/-.
- e) Number of Hostel allotted – 01





### A. MILESTONES / ACHIEVEMENTS

The Port achieved an all time high cargo throughput of 32.02 million metric tones during the year 2018-19 recording an impressive growth of 9.9% over 2017-18. Container traffic grew by 7.01% during the same period.

- ❖ Total No. of Containers handled during 2018-19 is 5.95 lakhs TEUs and during 2017-18 is 5.56 lakhs TEUs registering a growth of 7.01%.
- ❖ During March 2019 the Port handled 56598 TEUs. which is the highest in a month handled at ICTT till date.
- ❖ Total POL handling improved from 18.66 MMT during 2017-18 to 21.34 MMT during 2018-19 registering a growth rate of 14.36%.
- ❖ Cochin is the most preferred cruise destination Port in India with 49 Cruise vessels calling at the Port during 2018-19.
- ❖ Penna Cements started operation at their unit at Cochin Port with the arrival of their 1<sup>st</sup> ship 'Penna Suraksha' on 03-9-2018 with 25000 MT.
- ❖ The Logistics Data Bank (LDB) services by DMICDC for 'Track and Trace' of containers at ICTT was launched at ICTT on 16.11.2018 and made applicable to containers landed from vessels berthed from 16-11-2018 onwards.

### B. SWACHH BHARAT CAMPAIGN

"Swachh Bharat Campaign" is a cleanliness campaign to keep India clean. The Ministry of Shipping instructed all Major

Ports to make concerted efforts to show visible results on this front. Accordingly, various departments in Cochin Port Trust observed 'Swachhta Pakhwada' (Swachhta Hi Seva Campaign) from 15th September to 02nd October, 2018. Special cleanliness drive was carried out in work places, office buildings and premises, jetties/Wharves and selected roads in the Port area. Shri A.V Ramana, Dy.Chariman administered Swachhta Pledge to the employees of Cochin Port Trust. Smt. C Prema Kumari, Secretary, Cochin Port Trust and Nodal Officer for Swachhta Pakhwada carried out awareness programmes in the residential area in Cochin Port Trust to highlight the importance of cleanliness in the residential area and public places.

Swachhta Hi sewa, Nationwide Swachhta Abhiyan Campaign, was carried out by Cochin Port Trust. Warning boards were placed at various locations against dumping of waste in public places. Posters on cleanliness campaign designed by CoPT were released by the Dy. Chairman. Joint Inspection team was formed by Cochin Port Trust with CISF and Kerala Police to stop unauthorised dumping of Garbage on the sides of National Highway in Port area during night. Renovated the Public toilets in North End, Willingdon Island

Employees of Cochin Port Trust conducted awareness program on the importance of keeping the harbour and water bodies clean at Fisheries Harbour, Vypeen. The Fishermen were urged to keep the harbour clean, reduce the use of plastic and stop others from throwing waste to the water bodies.



Residential quarters in the RNAS area were renovated and re-painted. Trilingual leaflet highlighting the importance of cleanliness and guidelines for disposal of waste in Port area were distributed in residential quarters and office establishments in the Port area.

As part of SHS campaign college students painted graffiti on the theme of cleanliness and Indian culture on prominent walls in the Port area. The cultural wing of Cochin Port Trust conducted a 30 minutes Street Play on the adverse impact of plastic pollution at the various places. A Flash mob was conducted by nursing students and cycle rally conducted by CISF Unit.

The thirty nine point programme and monthly Action Plan forwarded by the Ministry of Shipping to create an immediate impact in the short-term were carried out in Cochin Port Trust as per schedule.

### C. VISITS

- ❖ Shri Alphons Kannanthanam, Hon'ble Union Minister of State (Independent Charge) for Tourism visited the CoPT Avenue Walkway project site in Willingdon Island on 16-07-2018 and reviewed the progress of development of tourism infrastructure in the area.
- ❖ Secretary (Shipping) visited Cochin Port Trust on 09-08-2018 & 10-08-2018 and held detailed discussions with Heads of Department and reviewed the functioning of the Port.

### D. IMPORTANT EVENTS

- ❖ Cochin Port Celebrated Port Day on 25.05.2018, Hon'ble Governor Shri P. Sathasivam (Retired Justice) was

the Chief Guest of the function.

- ❖ Planted saplings on the occasion of World Environment Day on 5-6-2018.
- ❖ Organized Yoga Workshop/Seminar on the International Day of Yoga on 21-06-2018.
- ❖ Foundation stone for proposed new International Cruise Terminal at Ernakulam Wharf laid by Shri Alphons Kannanthanam, Hon'ble Minister of State (Independent Charge) for Tourism on 28-07-2018.
- ❖ Coastal Shipping & IWT Business Conclave 2018 organized by India Sea trade at Kochi in which Secretary (Shipping) was Chief Guest on 10-08-2018.
- ❖ 72<sup>nd</sup> Independence Day Celebrated – Deputy Chairman hoisted the National flag.
- ❖ Chairman (i/c) administered “Sadhbhavana Divas” pledge to Cochin Port Trust employees on 20-08-2018.
- ❖ Shri Alphons Kannanthanam, Hon'ble Union Minister for Tourism flagged off flood relief materials received from KoPT on 11-09-2018 at CFS, CoPT.
- ❖ On 15-09-2018 massive cleaning drive and awareness campaign as part of Swachhta-Hi-Seva 2018 movement at Cochin Port with the announcement of slogan by Padmasree Bharat Mohanlal.
- ❖ Shri Xavier Pius, former Indian Football captain flagged off of Cycle Rally to spread the message of importance of cleanliness, participated by CISF personnel of





- CoPT Unit and employees of CoPT on 15-09-2018.
- ❖ Chairman (i/c) inaugurated programme of Swachhata-Hi-Seva movement and Swachhata Pakhwada with Smt. Soumini Jain, Hon'ble Mayor of Cochin as Chief Guest in the Conference Hall of Cochin Port Trust followed by cleaning the park at North End of Willingdon Island by the officer and employees of Cochin Port Trust on 15-09-2018. Chairman (i/c) administered Swachhata pledge.
  - ❖ Street play on plastic pollution was staged by employees of Cochin Port Trust on 21-09-2018.
  - ❖ Chairman (i/c) handed over contribution of Cochin Port Trust and employees amounting Rs.62.69 Lakhs to Sri. Pinarayi Vijayan, Hon'ble Chief Minister of Kerala, on 27-09-2018 for the relief and rehabilitation of flood affected people to Kerala.
  - ❖ Chairman (i/c) also handed over contribution of Paradip Port Trust to the Chief Minister on 27-09-2018.
  - ❖ Chairman (i/c) inaugurated 121st Annual Session of the Indian Chamber of Commerce & Industry and delivered Keynote address on 28-09-2018.
  - ❖ Deputy Chairman Planted sapling as part of "Swachhta Hi Sewa" at South End, Willingdon Island on 01-10-2018.
  - ❖ Dr. Beena IAS, Chairperson, Cochin Port Trust inaugurated the World's Diabetic day awareness programme at CoPT on 14-11-2018.

- ❖ Deputy Chairman inaugurated the Vigilance Awareness Week 2018 on 29-10-2018.

### **Flood Relief Activities**

- ❖ A relief camp was opened at Sir Robert Bristow Memorial School at Willingdon Island for 25 families from the flood affected areas in Ernakulam District during August-September 2018. The Doctors of Cochin Port Trust Hospital provided 24x7 medical assistance at the camp including ambulance service, Counseling session and free medicines. Employees and families extended voluntary service at the Relief Camp.
- ❖ Two berths were earmarked for Priority Berthing of vessels bringing flood relief materials and provided two warehouses for free storage of relief materials and medicines. Relief materials contributed by various Major Ports arrived by Road and mobilized by shipping fraternity under the initiative of Ministry of Shipping, Govt. of India were distributed to flood affected people.
- ❖ Chairman (i/c), Cochin Port Trust took daily review of the relief activities and speedy handling of relief materials through the Port.
- ❖ Cochin Port took all pre-emptive measures in the wake of severe weather condition including storing of sufficient drinking water and fuel for operations of DG sets, ensuring alternate power supply to operational areas etc.



## **PART - II**



# **STATISTICAL APPENDICE**







## PART II INDEX

Sl.No	Statements	Page No.
1	Topography of Port	55
2	Berth Particulars	56
3	Floating Crafts	57
4	Cargo Handling Equipments	58
5	Storage Facilities	59
6	Commodity wise & Category wise Cargo Traffic Handled	60-61
7	Flag Wise Distribution of Traffic	62-63
8	Origin & Destination - wise Overseas Traffic Handled	64-69
9	Commodity wise Traffic Handled	70-72
10	Commodity wise loaded cargo received by different modes of transport	73
11	Commodity wise unloaded cargo received by different modes of transport	74
12	Commodity wise & category wise transit traffic of other countries cargo	75
13	Number and type of container handled	76
14	Container cargo and tare weight of containers handled	77
15	Inland (landward) container movement- outgoing from port after unloading from ship	78-79
16	Inland (landward) container movement- incoming to the port for loading on to the ship	80-81
17	Performance of Major Port	82
18	Performance of Major Port	83
19	Distribution of pre-berthing waiting time	84
20	Distribution of non-working time at working berth	85
21	Commodity-wise performance indicators	86
22	Commodity-wise performance indicators	87
23	Berth occupancy	88
24	Availability of cargo handling equipments	89
25	Shore labour productivity	90
26	Dock labour productivity	91
27	Availability & utilization of equipments (other than container handling)	92
28	Availability & utilization of container handling equipment	93
29	Performance of container handling equipment	94
30	Performance of dredger	95
31	Number, type and size of ships sailed	96
32	Passenger traffic at Major Port	97
33	Accidents at Major Port	98
34	Employment at Major Port	99
35	Income & expenditure of Major Port	100
36	Application of funds & other financial statistics	101
37	Operating expenditure by head of expenditure	102
38	Financial data of private terminal operator	103
39	Financial indicators	104
40	Capital expenditure on plan and non-plan schemes	105-108



**STATEMENT NO.1  
TOPOGRAPHY OF PORT**

**Port: COCHIN PORT TRUST**

**Year: 2018-19**

**(As on March 2019)**

Location		Entrance Channel			Turning Circle		Type of Dock/Port
Latitude	Longitude	Lenght (km.)	Minimum Depth (mtrs.)	Minimum Width (mtrs.)	No.	Diameter	
1	2	3	4	5	6	7	8
09-58.2 N	076-15.5 E	16 KM	15.95	260	2	500/670	RIVERINE PORT





## STATEMENT NO. 2 BERTH PARTICULARS

Port: COCHIN PORT TRUST

Year: 2018-19

(As on March 2019)

S.No.	Berth Name No.	Type of Berth	Designed/ Depth (mtrs.)	Permissible draft (mtrs.)	Quay length (mtrs.)	Remarks
1	2	3	4	5	6	7
1	Q.1	General Cargo	9.75	9.14	188	
2	Q.2	General Cargo	9.75	9.14	228	Berths Handed over to Indain Navy wef January 2018.
3	Q.3	Passenger & General Cargo	9.75	9.14		
4	Q.4	Other Liquids	9.75	9.14	251	
5	Q.5	General Cargo	10.50	10.00	503	
6	Q.6	General Cargo	10.50	10.00		
7	Q.7	General Cargo	11.00	10.50		
8	Q.8	General Cargo	13.50	11.00	414	
9	Q.9	General Cargo	13.50	11.00		
10	Q.10	Fertilizer & Raw-Materials	11.50	10.70	278	
11	BTP	Multi Purpose & Cruise	10.75	10.00	270	
12	NCB	General Cargo	9.75	9.14	209	
13	COT	Crude / POL Products	13.20	12.50	430	
14	NTB	POL products	9.75	9.14	298	
15	SCB	Liquid Cargo	9.75	9.14	192	
16	STB	POL Products	9.75	9.14	266	
17	SPM	Crude Oil	30.00	22.50	NA	
18	UTL	Passenger	6.00	5.30	300	
19	ICTT- V2	Containers	15.95	14.50	600	
20	ICTT- V3	Containers	15.95	14.50		
21	LNG	LNG	13.20	12.50	376.50	



### STATEMENT NO. 3 FLOATING CRAFTS

Port: COCHIN PORT TRUST

Year: 2018-19

(As on March 2019)

S. No.	Type of Craft	Owned by Port		Hired by Port		Remarks
		No	Rated Capacity	No	Rated Capacity	
1	2	3	4	5	6	7
<b>1</b>	<b>Dredgers</b>					
i)	GHD Nehru Shatabdi	1	1500 CuM Hopper Capacity			
<b>2</b>	<b>Tugs</b>					
i)	Tug Vallarpadam	1	45 Tons BP			
ii)	Tug Vypeen	1	45 Tons BP			
iii)	Ocean Elite			1	60 Tons BP	
iv)	Ocean Pioneer			1	60 Tons BP	
vi)	Ocean Enterprise			1	60 Tons BP	
<b>3</b>	<b>Launches</b>					
i)	General purpose Launches	3				
ii)	Survey Dinghi	1				
iii)	Mooring Launches	5	109 BHP x 4 nos. 89 BHP x 1 no.			
iv)	Pilot Launches	2	280 BHP X2 -1 No 325 BHP X2 -1 No	1	400 BHP X2 -1 No	
<b>4</b>	<b>Barges</b>					
i)	Fender Pontoon	1	60 Tons			
<b>5</b>	<b>Floating Cranes</b>					
i)	M V Venad	1	10 Tons			
<b>6</b>	<b>Others</b>					
i)	Water Barge	1	200 Tons			



### STATEMENT NO. 4 CARGO HANDLING EQUIPMENTS

Port: COCHIN PORT TRUST

Year: 2018-19

(As on March 2019)

S. No.	Type of Equipment	Owned by Port		Hired by Port		Remarks
		Number	Rated Capacity (Tonnes)	Number	Rated Capacity (Tonnes)	
1	2	3	4	5	6	7
1	Wharf Cranes	-		-		
(a)	ELL	-		-		
(b)	Harbour Mobile Crane	1	40 Tonne	-		
2	Mobile Cranes	1	10 Tonne	-		
3	Fork Lift Trucks	12 Nos.	3T- 11 Nos. & 5T -1No.	-		
4	Pay Loaders	-		-		
5	Tractor	1	3 Tonne	-		
6	Transfer Cranes	-		-		
7	Top Lift Trucks	-		-		
8	Gantry Cranes	-		-		
(a)	Yard Gantry Cranes	-		-		
(b)	Rail Mounted Gantry Cranes	-		-		
(c)	Rubber Tyred Gantry Cranes	-		-		
9	Reach Stackers	2	45 Tonne	-		
10	Locomotives	-		-		
11	Trailers	2	1 Tonne	-		
12	Specialised Mechanical Cargo Handling Equipment	-		-		
13	Marine Loading Arms for handling liquid cargo	3		-		
14	Others	-		-		

**STATEMENT NO.5  
STORAGE FACILITIES**

**Port: COCHIN PORT TRUST**

**Year: 2018-19**

**(As on March 2019)**

Type	Dry Storage Accommodation		Liquid Storage Tanks			Container			Remarks	
	Number	Area (Sq. Tonnes)	Location [inside Port/Outside Port]	Number	Location [Inside Port/ Outside Port]	Capacity (KLS/ Tonnes)	Type of Cargo	Number		Location [Inside Port/ Outside Port]
<b>A) Port Owned</b>										
a) Covered										
i) Transit sheds/Overflow sheds	7	22281	Inside Port							
ii) Ware Houses	5 (77)	13890 (34093)	Inside (Outside)Port							
iii) Container Freight Station	1	10000	Inside Port							
b) Open	1 (34)	125000 (52687)	Inside (Outside) Port							
c) Container Yard								1	Inside Port	462 TEUs (20000)
d) Reefer Points (No.)								64	Inside Port	
e) Liquid Storage, Tank, Farms etc.										
<b>B) Others (Private/users agencies)</b>										
a) Covered										
i) Transit sheds/Overflow sheds										
ii) Ware Houses										
iii) Container Freight Station								3		
b) Open									Outside	67900 Sq.Mtr.
c) Container Yard									Outside	10900 Sq.Mtr.
d) Reefer Points (No.)										
e) Liquid Storage, Tank Farms etc.				10	Inside Port	594491	POL & Chemical			





**STATEMENT NO. 6**  
**COMMODITYWISE & CATEGORYWISE CARGO TRAFFIC HANDLED**

Port: COCHIN PORT TRUST

Year: 2018-19

(As on March 2019)  
(in '000 tonnes)

S.N.	Commodity	Overseas			Coastal			Grand Total
		Unloaded	Loaded	Total	Unloaded	Loaded	Total	
1	2	3	4	5	6	7	8	9
<b>A</b>	<b>LIQUID BULK</b>							
1	POL-Crude	14881.56	0	14881.56	120.24	0	120.24	16085.80
2	POL-Products	262.66	820.41	1083.07	766.84	3404.07	4170.60	5253.68
3	LNG	505.78	69.04	574.81	0	0	0	574.81
4	Edible Oil	11.02	0	11.02	0	0	0	11.02
5	FRM-Liquid	389.86	0	389.86	0	0	0	389.86
6	Others	114.96	0	114.66	0	0	0	114.96
<b>B</b>	<b>DRY BULK</b>							
1	Iron Ore (All)							
	(a) Pellets	0	0	0	0	0	0	0
	(b) Fine	0	0	0	0	0	0	0
2	Other Ores	0	0	0	0	0	0	0
3	Thermal Coal	0	0	0	0	0	0	0
4	Coking Coal	0	0	0	0	0	0	0
5	Other Coal	43.25	0	43.25	0	0	0	43.25
6	Fertilizer	15.00	0	15.00	0	0	0	15.00
7	FRM-Dry	218.41	0	218.41	0	0	0	218.41
8	Food Grains (excluding pulses)	0	0	0	0	0	0	0
9	Pulses	0	0	0	0	0	0	0
10	Sugar	0	0	0	0	0	0	0
11	Cement	0	0	0	899.55	0	899.55	899.55
12	Salt	0	0	0	110.34	0	110.34	110.34
13	Iron Scrap	0	0	0	0	0	0	0
14	Others	47.31	0	47.31	19.30	0	19.30	66.61
<b>C</b>	<b>BREAK BULK</b>							
1	Iron & Steel	33.65	0	33.65	16.84	0	16.84	50.49

(Contd.)





(in '000 tonnes)

S.N.	Commodity	Overseas			Coastal			Grand Total
		Unloaded	Loaded	Total	Unloaded	Loaded	Total	
1	2	3	4	5	6	7	8	9
2	Timber & Logs	0	0	0	0	0	0	0
3	Tea & Coffee	0	0	0	0	0	0	0
4	Food Grains (excluding pulses)	0	0	0	0	0	0	0
5	Pulses	0	0	0	0	0	0	0
6	Sugar	0	0	0	0	0	0	0
7	Cement	0	0	0	0	0	0	0
8	Project Cargo	0	0	0	0	0	0.25	0.25
9	Fertilizer	0	0	0	0	0	0	0
10	Automobiles (Tonnes)	0	0	0	0	0	0	0
	(Nos.)	0	0	0	0	0	0	0
11	Others	5.35	0	5.35	2.59	63.92	66.51	71.86
<b>D</b>	<b>CONTAINER (Tonnes)</b>	1869.54	1683.18	3552.73	3707.74	354.61	4062.35	7615.08
	(TEUs)	140705	155724	296428	141253	126753	268005	564433
<b>E</b>	<b>TRANSHIPMENT</b>							
1	Container (Tonnes)	53.33	53.32	106.65	197.04	197.03	394.07	500.72
	(TEUs)	2960	2960	5920	12120	12119	24239	30159
2	Others (Specify)*	0	0	0	0	0	0	0
	<b>TOTAL (A+B+C+D+E)</b>	<b>18451.67</b>	<b>2625.95</b>	<b>21077.63</b>	<b>6924.43</b>	<b>4019.63</b>	<b>10944.06</b>	<b>32021.69</b>



## STATEMENT NO. 7 FLAG WISE DISTRIBUTION OF TRAFFIC

Port: COCHIN PORT TRUST

Year: 2018-19

(As on March 2019)  
(in '000' tonnes)

S.N.	Nationality	No. of Ships	Volume of Cargo			Total
			Unloaded	Loaded	Transhipment	
1	2	3	4	5	6	7
<b>A</b>	<b>Overseas</b>					
1	ANTIGUA AND BARBUDA	10	0	4	0	4
2	BAHAMAS	2	0	78	0	78
3	BELIZE	1	0	13	0	13
4	CAYMAN ISLANDS	2	0	14	0	14
5	CHINA	7	70	35	0	105
6	DENMARK	1	0	0	0	0
7	GERMANY	4	13	10	1	25
8	GIBRALTAR	2	0	0	0	0
9	GREECE	6	0	438	0	438
10	HONG KONG	34	141	377	1	519
11	INDIA	126	717	6945	36	7697
12	IRAN	1	0	148	0	148
13	ISRAEL	1	0	0	0	0
14	ITALY	1	25	0	0	25
15	LIBERIA	186	742	4062	40	4845
16	LIBYAN ARAB JAMAHIRIYA	2	0	279	0	279
17	MALAYSIA	2	0	71	0	71
18	MALTA	21	83	802	4	889
19	MARSHALL ISLANDS	25	179	1123	1	1303
20	MONGOLIA	1	0	140	0	140
21	NETHERLANDS	2	0	0	0	0
22	PANAMA	62	83	2476	5	2564
23	PHILIPPINES	7	0	29	0	29

(Contd.)

# Administration Report & Annual Accounts 2018-19



(in '000' tonnes)

S.N.	Nationality	No. of Ships	Volume of Cargo			Total
			Unloaded	Loaded	Transhipment	
1	2	3	4	5	6	7
24	PORTUGAL	11	25	43	2	70
25	QATAR	6	0	34	0	34
26	RUSSIAN FEDERATION	5	0	2	0	2
27	SAUDI ARABIA	2	0	280	0	280
28	SINGAPORE	41	302	601	9	912
29	TURKEY	1	0	140	0	140
30	UNITED KINGDOM	11	39	100	4	144
31	OTHERS	13	152	154	5	310
<b>Total Overseas (A)</b>		<b>596</b>	<b>2573</b>	<b>18398</b>	<b>107</b>	<b>21078</b>
<b>B</b>	<b>Coastal</b>					
1	BAHAMAS	1	0	18	0	18
2	DENMARK	1	0	2	0	2
3	GERMANY	1	0	1	2	3
4	HONG KONG	1	0	36	0	36
5	INDIA	497	3633	6005	292	9930
6	LIBERIA	7	4	21	59	85
7	MARSHALL ISLANDS	6	0	69	2	72
8	PANAMA	7	1	76	5	82
9	PORTUGAL	1	0	0	9	9
10	SINGAPORE	36	1	480	7	489
11	OTHERS	2	182	17	18	217
<b>Total Coastal (B)</b>		<b>560</b>	<b>3823</b>	<b>6727</b>	<b>394</b>	<b>10944</b>
<b>Grand Total (A+B)</b>		<b>1156</b>	<b>6395</b>	<b>25126</b>	<b>501</b>	<b>32022</b>

**STATEMENT NO. 8**  
**ORIGIN & DESTINATION - WISE OVERSEAS TRAFFIC HANDLED**

Port: COCHIN PORT TRUST

Year: 2018-19

(As on March 2019)  
(in Tonnes)

S.N.	Commodity	Cargo Unloaded		Cargo Loaded	
		Origin Country	Quantity	Destination Country	Quantity
1	2	3	4	5	6
A	LIQUID BULK				
1	POL(Crude)				
		a) ALGERIA	91170		
		b) INDIA	959198		
		c) IRAN	2509384		
		d) IRAQ	3074780		
		e) KUWAIT	2643045		
		f) MALAYSIA	80011		
		g) NIGERIA	39908		
		h) RUSSIAN FEDERATION	280406		
		i) SAUDI ARABIA	4056675		
		j) TURKEY	277093		
		k) UNITED ARAB EMIRATES	606862		
		l) UNITED STATES	1165744		
		m) OTHERS	301526		
			<b>16085803</b>		<b>0</b>
2	POL (Product)				
		a) BAHAMAS	5000	a) BOSNIA & HERZEGOVINA	37,678.22
		b) INDIA	765974	b) CHINA	229,924.86
		c) MALAYSIA	5129	c) INDIA	3328486
		d) OMAN	35370	d) JAPAN	175355
		e) UNITED ARAB EMIRATES	78037	e) MALAYSIA	24995

(Contd.)





S.N.	Commodity	Cargo Unloaded		Cargo Loaded	
		Origin Country	Quantity	Destination Country	Quantity
1	2	3	4	5	6
		f) UNITED STATES	139687	f) MALI	50,000.73
				g) MALTA	63,296.47
				h) SINGAPORE	99634
				i) OTHERS	215110
			<b>1029196</b>		<b>4224480</b>
3	LPG/LNG				
		a) ANGOLA	66,157	a) OTHERS	69036
		b) AUSTRALIA	147,937		
		c) MALAYSIA	66,078		
		d) OMAN	66,561		
		e) QATAR	159,045		
			<b>505778</b>		<b>69036</b>
4	Edible Oil				
		a) UKRAINE	11018		
			<b>11018</b>		
5	FRM-Liquid				
		a) BANGLADESH	39,376		
		b) SAUDI ARABIA	7,624		
		c) EGYPT	33,856		
		d) INDONESIA	7,874		
		e) IRAN	55,647		
		f) MALAYSIA	6,029		
		g) QATAR	38,450		



S.N.	Commodity	Cargo Unloaded		Cargo Loaded	
		Origin Country	Quantity	Destination Country	Quantity
1	2	3	4	5	6
		h) MOROCCO	180,750		
		i) CHINA	14,475		
		j) OTHERS	5,775		
			<b>389856</b>		
6	Others				
		a) IRAN	64571		
		b) SAUDI ARABIA	50391		
			<b>114962</b>		
<b>B</b>	<b>Dry Bulk</b>				
1	Thermal Coal	a) INDONESIA	43245		
			<b>43245</b>		
2	Fertilizer	a) ISRAEL	15000		
			<b>15000</b>		
3	FRM-Dry				
		a) CHILE	41,490		
		b) MOROCCO	127,420		
		c) UNITED ARAB EMIRATES	27,500		
		d) SAUDI ARABIA	21,999		
			<b>218409</b>		
5	Cement				
		a) INDIA	899546		
			<b>899546</b>		

(Contd.)



S.N.	Commodity	Cargo Unloaded		Cargo Loaded	
		Origin Country	Quantity	Destination Country	Quantity
1	2	3	4	5	6
6	SALT				
		A) INDIA	110,341		
			<b>110341</b>		
7	OTHERS				
		A) INDIA	19304	B) OTHERS	63923
		B) AUSTRALIA	21709		
		C) MOZAMBIQUE	25598		
			<b>66610</b>		<b>63923</b>
<b>C</b>	<b>BREAK BULK</b>				
1	IRON & STEEL	A) BELGIUM	4300		
		B) INDIA	9343		
		C) JAPAN	4742		
		D) VIETNAM	21261		
		E) UNITED ARAB EMIRATES	2,592		
		F) OTHERS	8257		
			<b>50495</b>		
3	OTHERS				
		A) BELGIUM	380		
		B) GERMANY	785		
		C) INDIA	2577		
		D) NETHERLAND	1296		
		E) RUSSIAN FEDERATION	2078		
		F) OTHERS	1077		
			<b>8192</b>		

(Contd.)





S.N.	Commodity	Cargo Unloaded		Cargo Loaded	
		Origin Country	Quantity	Destination Country	Quantity
1	2	3	4	5	6
<b>D</b>	<b>CONTAINER (Tonnes)</b>				
	a) AUSTRALIA		11858	a) CHINA	34364
	b) MIDDLE EAST		280979	b) EUROPE	61080
	c) EUROPE		6503	c) MIDDLE EAST	359633
	d) CHINA		92988	d) SRILANKA	993838
	e) SRI LANKA		1148086	e) SOUTHEAST	43898
	f) SOUTHEAST		880651	f) OTHERS	544975
	g) SINGAPORE		88606		
	h) OTHERS		3067624		
			<b>5577295</b>		<b>2037788</b>
	(Nos.) TEUS				
		a) AUSTRALIA	754	a) CHINA	5835
		b) MIDDLE EAST	19501	b) EUROPE	5683
		c) CHINA	6046	c) MIDDLE EAST	29849
		d) EUROPE	957	d) SRILANKA	89642
		e) SRI LANKA	85581	e) SOUTHEAST	3631
		f) SOUTHEAST	5451	f) OTHERS	147837
		g) SINGAPORE	6088		
		h) OTHERS	157579		
			<b>281957</b>		<b>282477</b>
<b>E</b>	<b>TRANSHIPMENT</b>				
	Container Tonnes				
		a) CHINA	1122	a) CHINA	2681
		b) EUROPE	16897	b) MIDDLE EAST	26086
		c) SRILANKA	5550	c) EUROPE	5775

(Contd.)



S.N.	Commodity	Cargo Unloaded		Cargo Loaded	
		Origin Country	Quantity	Destination Country	Quantity
1	2	3	4	5	6
		d) MIDDLEEAST	22848	d) SOUTHEAST	14389
		e) SINGAPORE	1708	e) SRILANKA	732
		f) SOUTHEAST	10353	f) OTHERS	200696
		g) OTHERS	191880		
			<b>250358</b>		<b>250359</b>
	(Nos.)(TEUS				
		a) CHINA	86	a) CHINA	89
		b) EUROPE	2196	b) MIDDLEEAST	1163
		c) SRILANKA	532	c) EUROPE	2222
		d) MIDDLEEAST	1151	d) SOUTHEAST	626
		e) SINGAPORE	101	e) SRILANKA	623
		f) SOUTHEAST	603	f) SINGAPORE	91
		g) OTHERS	10410	g) OTHERS	10266
			<b>15079</b>		<b>15080</b>
	<b>Grand Total</b>		<b>25376105</b>		<b>6645586</b>



**STATEMENT NO. 9**  
**COMMODITY WISE TRAFFIC HANDLED**

Port: COCHIN PORT TRUST

Year: 2018-19

(As on March 2019)  
(in '000' tonnes)

S.N.	Commodity	2014-15	2015-16	2016-17	2017-18	2018-19
1	2	4	5	6	7	8
I	<b>LOADED (A+B+C+D)</b>					
<b>A</b>	<b>LIQUID BULK</b>					
1	POL- Crude	92	65	50	40	0
2	POL-Products	2029	1780	2367	3125	4224
3	LPG/LNG	133	172	58	128	69
4	Edible Oil	0	0	4	0	0
5	FRM-Liquid	0	0	0	0	0
6	Others	18	27	16	5	0
<b>B</b>	<b>DRY BULK</b>					
1	Iron Ore (All)					
	(a) Pellets	0	0	0	0	0
	(b) Fine	0	0	0	0	0
2	Other Ores	0	0	0	0	0
3	Thermal Coal	0	0	0	0	0
4	Coking Coal	0	0	0	0	0
5	Other Coal	0	0	0	0	0
6	Fertilizer	0	0	0	0	0
7	FRM-Dry	0	0	0	0	0
8	Food Grains (excluding pulses)	0	0	0	0	0
9	Pulses	0	0	0	0	0
10	Sugar	0	0	0	0	0
11	Cement	0	0	0	0	0
12	Salt	0	0	0	0	0
13	Iron Scrap	0	0	0	0	0
14	Others	0	0	2	55	0
<b>C</b>	<b>BREAK BULK</b>					
1	Iron & Steel	0	0	0	0	0
2	Timber & Logs	0	0	0	0	0
3	Tea & Coffee	0	0	0	0	0
4	Food Grains (excluding pulses)	0	0	0	0	0

(Contd.)

## Administration Report & Annual Accounts 2018-19



S.N.	Commodity	2014-15	2015-16	2016-17	2017-18	2018-19
1	2	4	5	6	7	8
5	Pulses	0	0	0	0	0
6	Sugar	0	0	0	0	0
7	Cement	0	0	0	0	0
8	Project Cargo	0	0	0	0	0
9	Fertilizer	0	0	0	0	0
10	Automobiles (Tonnes)	0	0	0	0	0
	(Nos.)	0	0	0	1	0
11	Others	0	2	2	0	64
<b>D</b>	<b>CONTAINER (Tonnes)</b>	1623	1704	1953	2094	2038
	(TEUs)	170841	194720	231182	258594	282477
<b>E</b>	<b>TRANSHIPMENT</b>					
1	Container (Tonnes)	163	164	306	333	250
	(TEUs)	8503	10519	15749	17681	15079
2	Others (Specify)*	0	0	0	0	0
	<b>Total</b>	<b>4058</b>	<b>3914</b>	<b>4759</b>	<b>5779</b>	<b>6646</b>
<b>II</b>	<b>UNLOADED (A+B+C+D)</b>					
<b>A</b>	<b>LIQUID BULK</b>					
1	POL- Crude	10654	10669	12028	14171	16086
2	POL-Products	1242	1261	1348	1328	1029
3	LPG/LNG	262	309	373	778	506
4	Edible Oil	4	12	5	15	11
5	FRM-Liquid	255	228	256	224	390
6	Others	127	183	159	150	115
<b>B</b>	<b>DRY BULK</b>					
1	Iron Ore (All)					
	(a) Pellets	0	0	0	0	0
	(b) Fine	0	0	0	0	0
2	Other Ores	0	0	0	0	0
3	Thermal Coal	0	88	44	44	43
4	Coking Coal	98	0	0	0	0
5	Other Coal	0	0	0	0	0
6	Fertilizer	68	22	17	35	15

(Contd.)

## Administration Report & Annual Accounts 2018-19



S.N.	Commodity	2014-15	2015-16	2016-17	2017-18	2018-19
1	2	4	5	6	7	8
7	FRM-Dry	378	230	235	188	218
8	Food Grains (excluding pulses)	0	95	174	0	0
9	Pulses	0	0	0	0	0
10	Sugar	0	0	0	0	0
11	Cement	703	824	816	784	900
12	Salt	38	105	105	94	110
13	Iron Scrap	0	28	0		0
14	Others	203	152	74	221	67
<b>C</b>	<b>BREAK BULK</b>					
1	Iron & Steel	16	38	25	60	50
2	Timber & Logs	11	6	0	0	0
3	Tea & Coffee	0	0	0	0	0
4	Food Grains (excluding pulses)	0	0	0	0	0
5	Pulses	0	0	0	0	0
6	Sugar	0	0	0	0	0
7	Cement	6	0	0	0	0
8	Project Cargo	1	15	3	0	0
9	Fertilizer	0	0	0	0	0
10	Automobiles (Tonnes)	0	0	3	1	0
	(Nos.)	0	0	1970	515	0
11	Others	12	2	1	3	8
<b>D</b>	<b>CONTAINER (Tonnes)</b>	3295	3753	4275	4933	5577
	(TEUs)	178528	203791	228407	261855	281957
<b>E</b>	<b>TRANSHIPMENT</b>					
1	Container (Tonnes)	164	164	306	333	250
	(TEUs)	8504	10520	15749	17682	15079
2	Others (Specify)*	0	0	0	0	0
	Total	17537	18184	20248	23359	25376
	<b>GRAND TOTAL (I+II)</b>	21595	22098	25007	29138	32022

**STATEMENT NO. 10  
COMMODITY WISE LOADED CARGO RECEIVED BY DIFFERENT MODES OF TRANSPORT**

**Port: COCHIN PORT TRUST**

**Year: 2018-19**

**(As on March 2019)**  
(In Tonnes)

S.No	Commodity	Received by Rail	Received by Road	Received by IWT	Received through Pipe Line*	Total
1	POL (Crude)	0	0	0	0	0
2	POL (Products)	0	0	210339	4014141	4224480
3	LPG/LNG	0	0	0	69036	69036
4	Other Liquid Bulk	0	0	0	0	0
5	Iron Ore	0	0	0	0	0
6	Coking Coal	0	0	0	0	0
7	Thermal Coal	0	0	0	0	0
8	Fertilisers Finished	0	0	0	0	0
9	FRM Dry	0	0	0	0	0
10	Other Dry Bulk	0	63923	0	0	63923
11	Steel Products	0	0	0	0	0
12	Other Break Bulk	0	0	0	0	0
13	Containers	17580	2001864	0	0	2019444
<b>14</b>	<b>All Commodities</b>	<b>17580</b>	<b>2065787</b>	<b>210339</b>	<b>4083177</b>	<b>6376883</b>

\* : Into the Storage Farm Tanks in Port area



**STATEMENT NO. 11  
COMMODITY WISE UNLOADED CARGO DESPATCHED BY DIFFERENT MODES OF TRANSPORT**

**Port: COCHIN PORT TRUST**

**Year: 2018-19**

**(As on March 2019 )  
(In Tonnes)**

S.No	Commodity	Despatched by Rail	Despatched by Road	Despatched by IWT	Despatched through Pipe Line*	Total
1	POL (Crude)	0	0	0	16085803	16085803
2	POL (Products)	0	0	0	1029196	1029196
3	LPG/LNG	0	0	0	505174	505174
4	Other Liquid Bulk	0	14481	180766	321194	516441
5	Iron Ore	0	0	0	0	0
6	Coking Coal	0	0	0	0	0
7	Thermal Coal	17605	25640	0	0	43245
8	Fertilisers Finished	0	15000	0	0	15000
9	FRM Dry	0	0	218409	0	218409
10	Other Dry Bulk	0	178450	0	898047	1076497
11	Steel Products	0	0	0	0	0
12	Other Break Bulk	0	56498	2188	0	58686
13	Containers	15715	5543238	0	0	5558953
<b>14</b>	<b>All Commodities</b>	<b>33320</b>	<b>5833307</b>	<b>401363</b>	<b>18839413</b>	<b>25107403</b>

\* From Storage Farm Tanks in Port area







**STATEMENT NO. 12**  
**COMMODITY WISE & CATEGORY WISE TRANSIT TRAFFIC OF OTHER COUNTRIES CARGO**

Port: COCHIN PORT TRUST

Year: 2018-19

(As on March 2019 )  
(000 tonnes)

S.N.	Commodity	Unloaded	Loaded	Total
1	2	3	4	5
<b>A</b>	<b>LIQUID BULK</b>			
1	POL- Crude	14881.56	0	14881.56
2	POL-Products	262.66	820.41	1083.07
3	LPG/LNG	505.78	69.04	574.81
4	Edible Oil	11.02	0	11.02
5	FRM-Liquid	389.86	0	389.86
6	Others	114.96	0	114.96
<b>B</b>	<b>DRY BULK</b>			
1	Iron Ore (All)	0	0	0
	(a) Pellets	0	0	0
	(b) Fine	0	0	0
2	Other Ores	0	0	0
3	Thermal Coal	0	0	0
4	Coking Coal	0	0	0
5	Other Coal	43.25	0	43.25
6	Fertilizer	15.00	0	15.00
7	FRM-Dry	218.41	0	218.41
8	Food Grains (excluding pulses)	0	0	0.00
9	Pulses	0	0	0
10	Sugar	0	0	0
11	Cement	0	0	0
12	Salt	0	0	0
13	Iron Scrap	0	0	0
14	Others	47.31	0	47.31
<b>C</b>	<b>BREAK BULK</b>			
1	Iron & Steel	33.65	0	33.65
2	Timber & Logs	0	0	0
3	Tea & Coffee	0	0	0
4	Food Grains (excluding pulses)	0	0	0
5	Pulses	0	0	0
6	Sugar	0	0	0
7	Cement	0	0	0
8	Project Cargo	0	0	0
9	Fertilizer	0	0	0
10	Automobiles (Tonnes)	0	0	0
	(Nos.)	0	0	0
11	Others	5.35	0.00	5.35
<b>D</b>	<b>CONTAINER (Tonnes)</b>	1869.54	1683.18	3552.73
	(TEUs)	140705	155724	296428
<b>E</b>	<b>TRANSHIPMENT</b>			
1	Container (Tonnes)	53.33	53.32	106.65
	(TEUs)	2960	2960	5920
2	Others (Specify)*	0	0	0
	<b>TOTAL (A+B+C+D+E)</b>	<b>18451.67</b>	<b>2625.96</b>	<b>21077.63</b>



**STATEMENT NO. 13  
NUMBER AND TYPE OF CONTAINER HANDLED**

Port: COCHIN PORT TRUST

Year: 2018-19

(As on March 2019 )  
(In Nos.)

S.No	Item	Type	20Ft. Nos.		40Ft. Nos.		Others		Total		
			Normal	Reefer	Normal	Reefer	Normal	Reefer	Normal	Reefer	
1	2	3	4	5	6	7	8	9	10	11	
A	Loaded	LCL	0	0	0	0	0	0	0	0	0
		FCL	36511	783	38680	9042	0	0	0	75191	9825
		Empty	120963	20	14201	177	0	0	0	135164	197
		<b>Total</b>	<b>157474</b>	<b>803</b>	<b>52881</b>	<b>9219</b>	<b>0</b>	<b>0</b>	<b>0</b>	<b>210355</b>	<b>10022</b>
B	Unloaded	LCL	0	0	0	0	0	0	0	0	0
		FCL	155917	70	46055	1403	0	0	0	201972	1473
		Empty	3331	735	5738	7756	0	0	0	9069	8491
		<b>Total</b>	<b>159248</b>	<b>805</b>	<b>51793</b>	<b>9159</b>	<b>0</b>	<b>0</b>	<b>0</b>	<b>211041</b>	<b>9964</b>
C	Transhipment	LCL	0	0	0	0	0	0	0	0	0
		FCL	15433	0	3550	26	0	0	0	18983	26
		Empty	5450	30	885	162	0	0	0	6335	192
		<b>Total</b>	<b>20883</b>	<b>30</b>	<b>4435</b>	<b>188</b>	<b>0</b>	<b>0</b>	<b>0</b>	<b>25318</b>	<b>218</b>
D	<b>Grand Total (A+B+C)</b>		<b>337605</b>	<b>1638</b>	<b>109109</b>	<b>18566</b>	<b>0</b>	<b>0</b>	<b>446714</b>	<b>20204</b>	

**STATEMENT NO. 14  
CONTAINER CARGO AND TARE WEIGHT OF CONTAINERS HANDLED**

Port: COCHIN PORT TRUST

Year: 2018-19

(As on March 2019)  
(In tonnes)

Item	Container Cargo	Tare Weight	Total (2+3)
1	2	3	4
1. Loaded	1367016	670772	2037788
2. Unloaded	4907250	670045	5577295
3. Transshipment	427632	73086	500718
<b>4. Total ( 1+2+3)</b>	<b>6701898</b>	<b>1413903</b>	<b>8115801</b>

**STATEMENT NO. 15**  
**INLAND (LANDWARD) CONTAINER MOVEMENT- OUTGOING FROM PORT AFTER UNLOADING FROM SHIP**

Port: COCHIN PORT TRUST

Year: 2018-19

(As on March 2019)  
(In Nos.)

Mode	20'			40'			Others			Total(TEUs)		
	Loaded	Empty	Total	Loaded	Empty	Total	Loaded	Empty	Total	Loaded	Empty	Total
1	2	3	4	5	6	7	8	9	10	11	12	13
<b>1. By Rail</b>												
(a) ICD												
No.	270	0	270	0	0	0	0	0	0	270	0	270
Tonnes.	7983	0	7983	0	0	0	0	0	0	7983	0	7983
(b) CFS												
No.	0	0	0	0	0	0	0	0	0	0	0	0
Tonnes.	0	0	0	0	0	0	0	0	0	0	0	0
(c) Others												
No.	0	0	0	0	0	0	0	0	0	0	0	0
Tonnes.	0	0	0	0	0	0	0	0	0	0	0	0
<b>2. By Road</b>												
(a) ICD												
No.	155472	4044	159516	46765	13364	60129	0	0	0	249002	30772	279774
Tonnes.	4266457	10155	4276612	1216945	57411	1274356	0	0	0	5483402	67566	5550968
(b) CFS												
No.	0	0	0	0	0	0	0	0	0	0	0	0
Tonnes.	0	0	0	0	0	0	0	0	0	0	0	0

(Contd.)





Mode	20'			40'			Others			Total(TEUs)		
	Loaded	Empty	Total	Loaded	Empty	Total	Loaded	Empty	Total	Loaded	Empty	Total
1	2	3	4	5	6	7	8	9	10	11	12	13
(C) Others												
No.	0	0	0	0	0	0	0	0	0	0	0	0
Tonnes.	0	0	0	0	0	0	0	0	0	0	0	0
<b>3. By IWT</b>												
(a) ICD												
No.	0	0	0	0	0	0	0	0	0	0	0	0
Tonnes.	0	0	0	0	0	0	0	0	0	0	0	0
(b) CFS												
No.	0	0	0	0	0	0	0	0	0	0	0	0
Tonnes.	0	0	0	0	0	0	0	0	0	0	0	0
(c) Others												
No.	0	0	0	0	0	0	0	0	0	0	0	0
Tonnes.	0	0	0	0	0	0	0	0	0	0	0	0

**STATEMENT NO. 16**  
**INLAND (LANDWARD) CONTAINER MOVEMENT- INCOMING TO THE PORT FOR LOADING ON TO THE SHIP**

Port: COCHIN PORT TRUST

Year: 2018-19

(As on March 2019)  
(In Nos.)

Mode	20'			40'			Others			Total(TEUs)		
	Loaded	Empty	Total	Loaded	Empty	Total	Loaded	Empty	Total	Loaded	Empty	Total
1	2	3	4	5	6	7	8	9	10	11	12	13
<b>1. By Rail</b>												
(a) ICD												
No.	0	442	442	0	0	0	0	0	0	0	442	442
Tonnes.	0	1104	1104	0	0	0	0	0	0	0	1104	1104
(b) CFS												
No.	335	77	412	2498	242	2740	0	0	0	5331	561	5892
Tonnes.	3292	191	3483	15973	543	16516	0	0	0	19265	734	19999
(c) Others												
No.	0	0	0	0	0	0	0	0	0	0	0	0
Tonnes.	0	0	0	0	0	0	0	0	0	0	0	0
<b>2. By Road</b>												
(a) ICD												
No.	36714	120442	157156	44531	14006	58537	0	0	0	125776	148454	274230
Tonnes.	613416	292498	905914	1029744	62684	1092428	0	0	0	1643160	355182	1998342
(b) CFS												
No.	0	0	0	0	0	0	0	0	0	0	0	0
Tonnes.	0	0	0	0	0	0	0	0	0	0	0	0

(Contd.)





Mode	20'			40'			Others			Total(TEUs)		
	Loaded	Empty	Total	Loaded	Empty	Total	Loaded	Empty	Total	Loaded	Empty	Total
1	2	3	4	5	6	7	8	9	10	11	12	13
(c) Others												
No.	0	0	0	0	0	0	0	0	0	0	0	0
Tonnes.	0	0	0	0	0	0	0	0	0	0	0	0
<b>3. By IWT</b>												
(a) ICD												
No.	0	0	0	0	0	0	0	0	0	0	0	0
Tonnes.	0	0	0	0	0	0	0	0	0	0	0	0
(b) CFS												
No.	0	0	0	0	0	0	0	0	0	0	0	0
Tonnes.	0	0	0	0	0	0	0	0	0	0	0	0
(c) Others												
No.	0	0	0	0	0	0	0	0	0	0	0	0
Tonnes.	0	0	0	0	0	0	0	0	0	0	0	0





**STATEMENT NO. 17**  
**PERFORMANCE OF MAJOR PORT**

Port: COCHIN PORT TRUST

Year: 2018-19

(As on March 2019)

S.N.	Item	Dry Bulk		Liquid Bulk	Break Bulk	Container	All
		Mech.	Conv.				
1	<b>No. of cargo Vessels Sailed (Total No.)</b>	70	18	402	39	627	1156
a)	<b>After Handling at Berth- No.</b>	70	18	402	39	627	1156
	(i) Overseas	6	7	216	29	339	596
	(ii) Coastal	64	11	186	10	289	560
b)	At Stream (No.)	0	0	0	0	0	0
2	<b>Total Cargo Traffic Handled (000 Tonnes)</b>	1,117,955	299,117	22,430,130	58,687	8,115,802	32,021,691
3	<b>Pre Berthing Detention(Hrs)-Total</b>	1317.25	68.41	9182.62	320.91	3751.64	14640.83
a)	Pre Berthing Detention(Hrs)-Port a/c	0.00	0.00	0.00	0.00	0.00	0.00
b)	Pre Berthing Detention(Hrs)-Non Port a/c	1317.25	68.41	9182.62	320.91	3751.64	14640.83
4	<b>Working Time (Hrs)</b>	3945.33	807.72	12185.75	1141.01	7409.69	25489.50
5	<b>N.W Time at working berth (Hrs)-Total</b>	840.06	499.06	4416.52	498.75	2235.64	8490.43
a)	N.W Time at working berth (Hrs)-Port a/c	3.58	3.33	0.00	2.33	1038.97	1048.21
b)	N.W Time at working berth (Hrs)-N.P a/c	836.88	495.73	4416.52	496.42	1196.67	7442.22
6	<b>Time at Non working berth (Hrs)-Total</b>	116.3	0	680.96	0	127.85	925.11
a)	Time at Non working berth (Hrs)-Port a/c	0.00	0.00	0.00	0.00	0.00	0.00
b)	Time at Non working berth (Hrs)-N.P a/c	116.3	0.00	680.96	0.00	127.85	925.11
7	<b>Navigation Time (Hrs)</b>	263.02	53.48	1629.59	121.31	2169.07	4236.47
a)	Inward Movement	147.07	29.47	880.94	62.14	1142.69	2262.31
b)	Outward Movement	115.95	24.01	748.65	59.17	1026.38	1974.16
8	<b>Shifting Time</b>	24.01	8.54	113.56	6.8	18.39	171.30
9	<b>Turn Round Time (Hrs)-Total</b>	6506.37	1437.21	28209.00	2088.78	15712.28	53953.64
a)	Turn Round Time (Hrs)-Port a/c	4235.94	873.07	13928.90	1271.45	10636.12	30945.48
b)	Turn Round Time (Hrs)-N.P a/c	2270.43	564.14	14280.1	817.33	5076.16	23008.16

Note: N.W- Non-working.

N.P a/c- Non-port a/c

Mech. - Mechanically Handled .

Conv.- Conventionally handled.

Note: Performance parameters are to be compiled for berthed vessels only. Vessels handled at stream are not to be included.

**STATEMENT NO. 18  
PERFORMANCE OF MAJOR PORT**

**Port: COCHIN PORT TRUST**

**Year: 2018-19**

**(As on March 2019)**

S.No	Item	Container	Break Bulk	Dry Bulk		Liquid Bulk	Total
				Mechanical	Conventional		
1	2	3	4	5	6	7	8
1	Number of Cargo Ships sailed	627	39	70	18	402	1156
2	Cargo handled (in tonnes)	8115802	58687	1117955	299117	22430130	32021691
3	Average Parcel Size (in tonnes)	12,974	1,485	15,622	14,805	56,675	27972
4	Average Turn Round Time (in Hrs)	25.06	53.56	92.95	79.85	70.17	46.67
5	Average Stay at Working Berth (in Hrs)	11.82	29.26	56.36	44.87	30.31	22.05
6	Average Pre-berthing Waiting Time (in Hrs)	6.25	3.53	13.65	6.53	21.06	12.67
	(a) Port Account	0.00	0.00	0.00	0.00	0.00	0.00
	(b) Non Port Account	6.25	3.53	13.65	6.53	21.06	12.67
7	Average Non-working Time (in Hrs)	3.57	12.79	12.01	27.73	10.99	7.35
	(a) Port Account	1.66	0.06	0.05	0.19	0.00	0.91
	(b) Non Port Account	1.91	12.73	11.96	27.54	10.99	6.44
8	Percentage of Non-working Time at Working Berth (in Hrs)	23	30	17	38	25	24
9	Average Output Per Ship berthdays	20241	848	5484	4894	32935	22839



**STATEMENT NO. 19  
DISTRIBUTION OF PRE-BERTHING WAITING TIME**

**Port: COCHIN PORT TRUST**

**Year: 2018-19**

**(As on March 2019)  
(in Hrs)**

S.No	Item	Container		Break Bulk	Dry Bulk		Liquid Bulk	Total
		Cellular	Combination		Mechanical	Conventional		
1	2	3	4	5	6	7	8	9
<b>A</b>	<b>Port Account</b>							
1	Non-Availability of							
	(i) Berth	0	0	0	0	0	0	0
	(ii) Tug Craft	0	0	0	0	0	0	0
	(iii) Pilot	0	0	0	0	0	0	0
2	Strike/Stoppage	0	0	0	0	0	0	0
3	Night Navigation Restriction	0	0	0	0	0	0	0
4	Draft Restriction	0	0	0	0	0	0	0
5	Others	0	0	0	0	0	0	0
<b>B</b>	<b>Non-Port Account</b>							
1	Ships Account	8.13	0	0	0	0	0	8.13
2	Shippers Account	1919.6	0	28.55	12.00	0	1769.75	3729.89
3	Agents Option	1155.0	0	173.79	853.76	61.71	2640.70	4884.97
4	Want of Ullage	0	0	0	0	0	3182.10	3182.10
5	Documents not ready	0	0	0	0	0	0	0
6	Tidal Restrictions	261.83	0	0	26.15	4.35	530.66	822.99
7	Weather Restriction	0	0	0	0	0	0	0
8	Want of Cargo	41.70	0	0	0	0	16.10	57.80
9	Labour Holidays/Recess	0	0	0	0	0	0	0
10	Power Failure	0	0	0	0	0	0	0
11	Cargo Lashing	0	0	0	0	0	0	0
12	Others	365.38	0	118.57	425.34	2.35	1043.31	1954.95
	<b>Total</b>	<b>3751.64</b>	<b>0</b>	<b>320.91</b>	<b>1317.25</b>	<b>68.41</b>	<b>9182.62</b>	<b>14640.83</b>





**STATEMENT NO. 20**  
**DISTRIBUTION OF NON-WORKING TIME AT WORKING BERTH**

Port: COCHIN PORT TRUST

Year: 2018-19

(As on March 2019)

(In Hrs.)

S. No.	Item	Container		Break Bulk	Dry Bulk		Liquid Bulk	Total
		Cellular	Combination		Mechanical	Conventional		
1	2	3	4	5	6	7	8	9
A	Port Account							
(a)	Working Berth							
1	Non-Availability of Equipment	0.00	0.00	0.00	3.58	0.00	0.00	3.58
2	Equipment Breakdown	200.57	0.00	1.92	0.00	0.00	0.00	202.49
3	Absence of workers	0.00	0.00	0.00	0.00	0.00	0.00	0.00
4	Strike/Stoppage	0.00	0.00	0.00	0.00	0.00	0.00	0.00
5	Shed Congestion	0.00	0.00	0.00	0.00	0.00	0.00	0.00
6	Power Failure	12.16	0.00	0.00	0.00	0.00	0.00	12.16
7	Hatch opening/ closing	0.00	0.00	0.41	0.00	0.00	0.00	0.41
8	Labour Holidays	0.00	0.00	0.00	0.00	0.00	0.00	0.00
9	Night Navigation Restrictions	0.00	0.00	0.00	0.00	0.00	0.00	0.00
10	Others	826.24	0.00	0.00	0.00	3.33	0.00	829.57
(b)	Time spent at Non-working berth	0.00	0.00	0.00	0.00	0.00	0.00	0.00
B	Non-Port Account							
(a)	Working Berth							
1	Ships account	425.06	0.00	70.55	166.89	26.34	465.48	1154.32
2	Shippers account	245.25	0.00	43.44	0.00	0.00	0.00	288.69
3	Agents option	116.39	0.00	67.69	91.81	82.04	1336.00	1693.93
4	Absence of non-port workers	0.00	0.00	0.00	0.00	0.00	0.00	0.00
5	For want of cargo	0.00	0.00	0.00	0.00	0.00	0.00	0.00
6	Departure Formalities	0.00	0.00	40.94	9.00	0.00	1463.16	1513.10
7	Weather restriction	181.00	0.00	99.38	363.08	298.40	0.00	941.86
8	Holiday	0.00	0.00	0.00	0.00	0.00	0.00	0.00
9	Lack of Storage / silos	0.00	0.00	0.00	0.00	0.00	0.00	0.00
10	User equipment repair	0.00	0.00	0.00	4.23	0.00	0.00	4.23
11	Shore Clearance	0.00	0.00	0.00	0.00	0.00	0.00	0.00
12	Others	228.97	0.00	174.42	201.88	88.95	1151.88	1846.10
(b)	Time spent at Non-working berth	127.85	0.00	0.00	116.20	0.00	680.96	925.11
	Total							
(a)	Working berth [A(a)+B(a)]	2235.64	0.00	498.75	840.46	499.05	4416.52	8490.43
(b)	Non-working berth [A(b)+B(b)]	127.85	0.00	0.00	116.30	0.00	680.96	925.11

**STATEMENT NO. 21  
COMMODITY-WISE PERFORMANCE INDICATORS**

**Port: COCHIN PORT TRUST**

**Year: 2018-19**

**(As on March 2019)**

S.No	Commodity	No. of Vessels Sailed*	Cargo handled (Tons)*	Turn Round Time (Days)		Pre-berthing Detention (Days)		Stay at Working Berth (Days)*		
				Total	Time-spent on non-port a/c reasons	Total	Non-port a/c reasons	Total	Working Time	Non-working Time
1	2	3	4	5	6	7	8	9	10	11
1	POL (Crude)	107	16,085,803	4.22	2.70	2.05	2.05	1.72	1.26	0.46
2	POL (Products)	210	5,253,676	3.02	1.53	0.60	0.60	2.39	1.69	0.70
3	LPG/LNG	9	574,814	1.60	0.51	0.79	0.79	0.68	0.44	0.24
4	Other Liquid Bulk	76	515,837	1.84	0.96	0.01	0.01	0.75	0.36	0.39
5	Iron Ore	0	0.00	0.00	0.00	0.00	0.00	0.00	0.00	0.00
6	Coking Coal	0	0.00	0.00	0.00	0.00	0.00	0.00	0.00	0.00
7	Thermal Coal	1	43,245	5.43	1.90	0.00	0.00	5.39	3.18	2.21
8	Fertilisers & FRM	7	233,409	11.39	3.62	0.58	0.58	7.59	6.33	1.26
9	Other Dry Bulk	80	1,140,419	3.07	1.22	0.67	0.67	2.23	1.51	0.72
10	Steel Products	11	50,495	2.11	1.25	0.35	0.35	1.33	0.92	0.41
11	Other Break Bulk	28	8,192	2.58	1.15	0.34	0.34	2.12	1.54	0.58
12	Containers	627	8,115,801	1.04	0.27	0.25	0.25	0.64	0.49	0.15
13	<b>All Commodities</b>	<b>1156</b>	<b>32,021,691</b>	<b>1.94</b>	<b>0.83</b>	<b>0.53</b>	<b>0.53</b>	<b>1.22</b>	<b>0.92</b>	<b>0.31</b>



**STATEMENT NO. 22  
COMMODITY-WISE PERFORMANCE INDICATORS**

Port: COCHIN PORT TRUST

Year: 2018-19

(As on March 2019)

S.No	Commodity	No. of Vessels Sailed*	Cargo handled (Tons)*	Average Turn Round Time (Days)	Average Pre-berthing Waiting Time (Days)	Average Output per Ship Berth Day (Tonnes)
1	2	3	4	5	6	7
1	POL (Crude)	107	16,085,803	4.22	2.05	87363
2	POL (Products)	210	5,253,676	3.02	0.60	10468
3	LPG/LNG	9	574,814	1.60	0.79	93924
4	Other Liquid Bulk	76	515,837	1.84	0.01	9050
5	Iron Ore	0	0.00	0.00	0.00	0.00
6	Coking Coal	0	0.00	0.00	0.00	0.00
7	Thermal Coal	1	43,245	5.43	0.00	8023
8	Fertilisers Finished & FRM Dry	7	233,409	11.39	0.58	4393
9	Other Dry Bulk	80	1,140,419	3.07	0.67	6392
10	Steel Products	11	50,495	2.11	0.35	3451
11	Other Break Bulk	28	8,192	2.58	0.34	138
12	Containers	627	8,115,801	1.04	0.25	20241
13	<b>All Commodities</b>	<b>1,156</b>	<b>32,021,691</b>	<b>1.94</b>	<b>0.53</b>	<b>22839</b>





### STATEMENT NO. 23 BERTH OCCUPANCY

Port: COCHIN PORT TRUST

Year: 2018-19

(As on March 2019)

S. No.	Berth	No. of Days		Percentage
		Available	Occupied	
1	BTP	330	237	72
2	NCB	330	131	40
3	COT	330	262	79
4	NTB	330	111	34
5	Q1	330	174	53
6	Q10	330	142	43
7	Q2	330	0	0
8	Q3	330	0	0
9	Q4	330	122	37
10	Q5	330	166	50
11	Q6	330	130	39
12	Q7	330	178	54
13	Q8	330	117	35
14	Q9	330	131	40
15	SCB	330	30	9
16	SPM	330	168	51
17	STB	330	0	0
18	V2	330	215	65
19	V3	330	211	64
20	LNG	330	16	5
21	UTL	330	441	134
<b>Grand Total</b>		<b>6930</b>	<b>2980</b>	<b>43</b>



**STATEMENT NO. 24**  
**AVAILABILITY OF CARGO HANDLING EQUIPMENTS**

**Port: COCHIN PORT TRUST**

**Year: 2018-19**

**(As on March 2019)**

S.No	Description of Equipment	Number of Equipment	Required to meet the Traffic		Short Supply Due to (Percentage)				Number of Unit Overhauled	Number of Unit underwent Major Repair	Remarks
			Average Demand per day (No)	Average Supply per day (No)	Absentism of Staff	Shortage of Equipment	Equipment Break Down	Stoppage of work			
1	Harbour Mobile Crane	1	1	1	Nil	Nil	2.49%	Nil	6.90%	Nil	Availability = 90.61%
2	Fork Lift Trucks	12	12	12	Nil	Nil	1.75%	Nil	4.10%	1 No.(FLT No.34/05)	Availability = 94.15%
3	Reach Stacker	2	2	2	Nil	Nil	0.20%	Nil	4.25%	Nil	Availability = 95.55%



**STATEMENT NO. 25  
SHORE LABOUR PRODUCTIVITY**

Port: COCHIN PORT TRUST

Year: 2018-19

(As on March 2019)

Datum Line	Cargo	No. of hooks worked	Hooks hrs worked	Effective hooks hrs worked	Man hrs worked	Effective man hrs worked	Tonnage Handled	Average Productivity (Tonnes)				
								Per hook hour	Per effective hook hour	Per man hour	Per effective man hour	
1	2	3	4	5	6	7	8	9	10	11	12	13
A. Unloaded												
1	BAUXITE IN BULK	21	163	144	863	766	15065	717	92	104	17	20
2	COAL IN BULK	60	475	445	1530	1436	43245	721	91	97	28	30
3	DEFENCE CARGO	57	451	329	5891	4283	3155	55	7	10	1	1
4	ILMINITE SAND	80	635	557	4591	4047	47306	591	74	85	10	12
5	MACHINERY	1	7	7	91	89	252	252	36	37	3	3
6	METALS & METAL PRODUCTS	88	688	585	8728	7418	28596	325	42	49	3	4
7	MURATE OF POTASH CONVENTIONAL	32	249	193	1550	1209	15000	469	60	78	10	12
8	PETROLEUM COKE	4	34	32	201	189	4239	1060	127	133	21	22
9	PROJECT CARGO	23	185	145	2402	1886	8844	385	48	61	4	5
10	SALT IN BULK	180	1434	1370	8642	8252	110341	613	77	81	13	13
11	STEEL CARGO COASTAL	39	309	258	3768	3148	16842	432	54	65	4	5
	<b>Total(A)</b>	<b>585</b>	<b>4629</b>	<b>4064</b>	<b>38255</b>	<b>32723</b>	<b>292883</b>	<b>501</b>	<b>63</b>	<b>72</b>	<b>8</b>	<b>9</b>
B. Loaded												
1	PROJECT CARGO	1	7	7	94	94	264	264	36	36	3	3
	<b>Total(B)</b>	<b>1</b>	<b>7</b>	<b>7</b>	<b>94</b>	<b>94</b>	<b>264</b>	<b>264</b>	<b>36</b>	<b>36</b>	<b>3</b>	<b>3</b>
	<b>Grand Total (A + B)</b>	<b>586</b>	<b>4636</b>	<b>4072</b>	<b>38350</b>	<b>32817</b>	<b>293147</b>	<b>500</b>	<b>63</b>	<b>72</b>	<b>8</b>	<b>9</b>

Note: Tonnage handled is in respect of ships sailed during a period.



**STATEMENT NO. 26  
DOCK LABOUR PRODUCTIVITY**

Port: COCHIN PORT TRUST

Year: 2018-19

(As on March 2019)

Sl.No	Commodities	No. of hooks worked	Hooks Hrs/ Effective hooks hrs	Man Hrs/ Effective man hrs	Tonnage Handled	Average Productivity (Tonnes)		
						Per hook	Per hook hour	Per man hour
<b>A. Break Bulk</b>								
1	DEFENCE CARGO	57	329	4283	3155	55	10	1
2	MACHINERY	1	7	89	252	252	37	3
3	METALS & METAL PRODUCTS	88	585	7418	28596	325	49	4
4	PROJECT CARGO	24	152	1980	9107	379	60	5
5	STEEL CARGO COASTAL	39	258	3148	16842	432	65	5
<b>A Total</b>						<b>277</b>	<b>44</b>	<b>3</b>
<b>B. Dry Bulk</b>								
1	BAUXITE IN BULK	21	144	766	15065	717	104	20
2	COAL IN BULK	60	445	1436	43245	721	97	30
3	ILMINITE SAND	80	557	4047	47306	591	85	12
4	MURATE OF POTASH CONVENTIONAL	32	193	1209	15000	469	78	12
5	PETROLEUM COKE	4	32	189	4239	1060	133	22
6	SALT IN BULK	180	1370	8252	110341	613	81	13
<b>B Total</b>						<b>624</b>	<b>86</b>	<b>15</b>
<b>Total(A+B)</b>						<b>500</b>	<b>72</b>	<b>9</b>

Note: Tonnage handled is in respect of ships sailed during a period.





**STATEMENT NO. 27**  
**AVAILABILITY & UTILIZATION OF EQUIPMENTS (OTHER THAN CONTAINER HANDLING)**

Port: COCHIN PORT TRUST

Year: 2018-19

(As on March 2019)

S. No.	Item	Mobile Crane	Wharf Crane	Fork Lift Truck	Pay Loaders	Tractor/ Trailer	Locomotive	Others (specify) : Mobile Harbour Crane
1	No. of Equipment	1		12				1
2	Capacity of Equipment (No. with Unit)			11 Nos. of 3T capacity & 1 No. of 5T capacity				40T
3	Total No. of Gross Hrs available (No. of Days xNo. of Equipmentx24#)			50787				8688
4	Not available Hrs due to:							
	(i) Overhaul & maintenance			2085				600
	(ii) Break down			888.5				216
	(iii) Holidays & offtime			-				-
	(iv) Others			-				-
5	Net available working Hrs.(3-4)			47813.5				7872
6	% Availability (5/3)x100			94.15				90.61
7	Actual working Time			13240.25				713.5
8	% Utilisation on the basis of:							
	(a) Gross Available Hrs. (7/3)x100			26.07%				8.21%
	(b) Net Available Hrs. (7/5)x100			27.69%				9.06%
9	Utilisation Norms			35%				35%

**STATEMENT NO. 28  
AVAILABILITY & UTILIZATION OF CONTAINER HANDLING EQUIPMENT**

**Port: COCHIN PORT TRUST**

**Year: 2018-19**

**(As on March 2019)**

Sl. No	Item	Quay side Gantry Crane	Rubber Tyred Gantry Crane	Rail mounted Gantry Crane	Tata P & H Crane	Top Lift Truck	Fork Lift Truck/Front End Loader	Reach Truck	Tractor Trailer
1	2	3	4	5	6	7	8	9	10
1	Fleet Strength	4	15				2	3	
	Capacity/Equipment (Tonnes)	70	40				8	40	
2	Total possible equipment Hrs (24@ X No. of Days X No. of Equipments)	35040	131400				17520	26280	
3	Hrs lost due to scheduled maintenance	2397	4483				460	302	
4	Hrs lost under break down	82	114				2.25	10	
5	Hrs lost due to recess	0	0				0	0	
6	Actual equipment available Hrs. (2-(3+4+5))	32561	126803				17058	25968	
7	% Availability (6/2)*100	92.93%	96.50%				97.36%	98.81%	
8	Hrs actually worked during the years	16750.93	77927				7533	7792	
9	% Utilisation on the basis of								
(a)	Availability Hrs. (8/6)*100	51.44%	61.46%				0.44	30.01%	
(b)	Total possible Equipment Hrs. (8/2)*100	47.81	59.31				43.00	29.65	
10	Utilisation Norms								





**STATEMENT NO. 29**  
**PERFORMANCE OF CONTAINER HANDLING EQUIPMENT**

Port: COCHIN PORT TRUST

Year: 2018-19

(As on March 2019)

S. No.	Item	Quayside Gantry Crane	Rail mounted Gantry Crane	RTG Crane
1	2	3	4	5
1	Total No. of Equipment	4		15
2	Total No. of Shifts worked	728		728
3	Total No. of Equipment working hrs. (Completion time-commencement time)	16750.93		77927
4	Total No. of Containers Handled	466638		846684
5	No. of Containers Handled per working hour (4/3)	27.9		10.9
6	Total Idle time	14740.4		42934.3
7	Total No. of hrs. actually worked (3-6)	16750.93		77927
8	Total No. of Containers Handled per actual worked hour (4/7)	27.9		10.9



**STATEMENT NO. 30  
PERFORMANCE OF DREDGER**

Port: COCHIN PORT TRUST

Year: 2018-19

(As on March 2019)

S. No.	Particulars	Unit	Name of Dredger(s)		Remarks
			i)GHD Nehru Shatabdi	ii).....	
1	2	3	4	5	6
1	Quantity dredged	Lakh m3	1.783		
2	Working days	Days	106		
3	Non-Working days				
	a) Sunday & Holidays	Days	27		
	b) Dry-docking	Days	229		
	c) Over-haul	Days	Nil		
	d) Repairs, Maintenance & Bunkering	Days	2		
	e) Bad Weather	Days	Nil		
	f) Crew shortage	Days	1		Hartal on 02/04/2018
	g) Others	Days	Nil		
4	Total Days (2+3)	Days	365		
5	Quantity dredged per working day		1500		
6	Rate per Cu.m. of dredging	m3			
	a) Including depreciation & Interest	Rs.			
	b) Excluding depreciation & Interest	Rs.			



**STATEMENT NO. 31**  
**NUMBER, TYPE AND SIZE OF SHIPS SAILED**

Port: COCHIN PORT TRUST

Year: 2018-19

(As on March 2019)

S. No.	Category of Ships	No. of Ships Sailed	NRT	GRT	DWT
<b>A</b>	<b>Cargo Operation</b>				
<b>1</b>	<b>Container</b>	627	10,673,284	20,006,253	23,747,013
	(a) Cellular	627	10,673,284	20,006,253	23,747,013
	(b) Combination	0	0	0	0
<b>2</b>	<b>Break Bulk</b>	39	185,424	402,463	556,368
<b>3</b>	<b>Dry Bulk</b>				
	(a) Mechancial	70	457,490	1,087,788	1,636,341
	(b) Conventional	18	123,926	226,205	369,877
<b>4</b>	<b>Liquid Bulk</b>	402	10,694,240	19,666,544	33,712,665
<b>5</b>	<b>Lash</b>	0	0	0	0
<b>6</b>	<b>Ro-Ro</b>	0	0	0	0
	<b>Total</b>	<b>1156</b>	<b>22,134,364</b>	<b>41,389,253</b>	<b>60,022,264</b>
<b>B</b>	<b>Passenger Carriers</b>	413	2,131,784	4,647,967	1,197,531
<b>C</b>	<b>Others</b>	39	75,146	232,054	161,441
<b>D</b>	<b>Grand Total</b>	<b>1608</b>	<b>24,341,294</b>	<b>46,269,274</b>	<b>61,381,263</b>



**STATEMENT NO. 32  
PASSENGER TRAFFIC AT MAJOR PORT**

**Port: COCHIN PORT TRUST**

**Year: 2018-19**

**(As on March 2019)  
(In Nos.)**

Year	Overseas			Coastal			Total		
	Embaroked	Dis embaroked	Total	Embaroked	Dis embaroked	Total	Embaroked	Dis embaroked	Total
	1	2	3	4	5	6	7	8	9
2014-15	27867	28342	56209	87974	77962	165936	115841	106304	222145
2015-16	31610	35541	67151	88975	95523	184498	120585	131064	251649
2016-17	54789	54265	109054	97522	102404	199926	152311	156669	308980
2017-18	44232	45337	89569	92045	98371	190416	136277	143708	279985
<b>2018-19</b>	57699	57555	115254	98396	107451	205847	156095	165006	321101



**STATEMENT NO. 33  
ACCIDENTS AT MAJOR PORT**

**Port: COCHIN PORT TRUST**

**Year: 2018-19**

**(As on March 2019)  
(In Nos.)**

S.No	Causation	Fatal		Non-Fatal		Total	
		Port Area	Non-Port Area	Port Area	Non-Port Area	Port Area	Non-Port Area
1	2	3	4	5	6	7	8
1	Persons falling	Nil	Nil	2	Nil	2	Nil
2	Falling of objects	Nil	Nil	2	Nil	2	Nil
3	Stepping on, striking against or struck by objects	Nil	Nil	Nil	Nil	Nil	Nil
4	Caught in between objects	Nil	Nil	1	Nil	1	Nil
5	Over-exertion or wrong movements	Nil	Nil	Nil	Nil	Nil	Nil
6	Exposer to or contact with extreme temperature	Nil	Nil	Nil	Nil	Nil	Nil
7	Explosions	Nil	Nil	Nil	Nil	Nil	Nil
8	Exposure to or contact with harmful substances including radiation	Nil	Nil	Nil	Nil	Nil	Nil
9	Other cases	Nil	Nil	4	Nil	4	Nil
	<b>Total</b>	<b>Nil</b>	<b>Nil</b>	<b>9</b>	<b>Nil</b>	<b>9</b>	<b>Nil</b>





**STATEMENT NO. 34  
EMPLOYMENT AT MAJOR PORT**

**A. Employment at Major Port (As on 31st March)**

Port: COCHIN PORT TRUST

Year: 2018-19

(As on March 2019)

Officers		Non-Cargo Handling Workers			Cargo Handling Workers Other than Shore Workers		Shore Worker	Casual Worker	Total
Class I	Class II	Class III	Class IV	Others	Class III	Class IV			
1	2	3	4	5	6	7	8	9	10
103	91	1036	128	0	158	58	-	-	1574

**B. Employment at Dock Labour Boards of Major Port (As on 31st March)**

Port: COCHIN PORT TRUST

Year: 2018-19

(As on March 2019)

DLB Employment					Dock Workers				Grand Total
Class I	Class II	Class III	Class IV	Total	Registered	Listed	Others	Total	
1	2	3	4	5	6	7	8	9	10
NIL									

**C. Mandays Lost at Major Port**

Port: COCHIN PORT TRUST

Year: 2018-19

(As on March 2019)

Mandays Employed			Mandays Lost				Mandays Lost per 1000 Mandays Employed		
PE	DE	Total	Reason	PE	DE	Total	PE	DE	Total
1	2	3	4	5	6	7	8	9	10
573967	0	573967	Strike by Port Unions/Workers	543	0	543	0.95	-	0.95

PE: Port Employee/Worker

DE: DLB Employee/Worker



**STATEMENT NO. 35**  
**INCOME & EXPENDITURE OF MAJOR PORT**

Port: COCHIN PORT TRUST

Year: 2018-19

(As on March 2019)

(Rs. In crores)

S. No.	Head	Current Year	Previous Year
1	2	3	4
<b>1</b>	<b>Income</b>		
<b>A</b>	<b>Operating Income</b>		
a	Cargo handling(excluding royalty income)		
	(i) Petroleum, Oil and lubricants	102.25	83.31
	(ii) Others	23.70	21.67
b	Vessel related income	247.59	221.63
c	Railway earning	-	-
<b>B</b>	<b>Estate Income</b>	108.33	105.45
<b>2</b>	<b>Expenditure</b>		
<b>A</b>	<b>Operating Expenditure</b>		
a	Cargo handling		
	(i) Petroleum, Oil & Lubricants	7.05	7.23
	(ii) Others	49.06	47.85
b	Vessel related expenditure	169.76	174.54
c	Railway expenditure	-	-
<b>B</b>	<b>Estate Non-operating Expenditure</b>	148.82	137.60
<b>3</b>	<b>Operating Surplus (1A - 2A)</b>	147.68	96.99
<b>4</b>	<b>Finance &amp; Miscellaneous Income</b>	46.61	51.15
<b>5</b>	<b>Royalty Income</b>	103.64	94.73
<b>6</b>	<b>Finance &amp; Miscellaneous Expense</b>	238.26	197.18
<b>7</b>	<b>Total Income(1 + 4 + 5)</b>	632.12	577.94
<b>8</b>	<b>Total Expenditure (2 + 6)</b>	612.94	564.10
<b>9</b>	<b>Net Surplus (7 - 8)</b>	19.18	13.54

- Note: 1. Operating Expenditure to be apportioned as recommended in concepts and definitions.  
2. Operating Income and expenditure of all commodities whose share in total cargo handled is more than 15% is to be separately furnished. For remaining commodities, information may be included in others.



**STATEMENT NO. 36**  
**APPLICATION OF FUNDS & OTHER FINANCIAL STATISTICS**

Port: COCHIN PORT TRUST

Year: 2018-19

(As on March 2019)

(Rs. In crores)

S.No	Head	Current Year	Previous Year
1	2	3	4
<b>A</b>	<b>Fixed Operating Assets (Net Block)</b>		
a	Cargo handling & storage	134.56	140.47
b	Port & dock facilities	117.98	124.44
c	Railway	-	-
d	Estate (Operating assets)	39.96	41.01
e	Management & General Administration	93.87	95.38
	<b>Total Net Block</b>	<b>386.37</b>	<b>401.27</b>
<b>B</b>	<b>Capital Work in Progress</b>	<b>20.54</b>	<b>24.59</b>
<b>C</b>	<b>Investments*</b>	<b>0.15</b>	<b>0.15</b>
<b>D</b>	<b>Current Assets</b>	<b>460.08</b>	<b>443.79</b>
<b>E</b>	<b>Current Liabilities</b>	<b>747.66</b>	<b>733.59</b>
<b>F</b>	<b>Net Current Assets (D-E)</b>	<b>-287.58</b>	<b>-289.80</b>
<b>G</b>	<b>Capital Expenditure under PPP</b>		
a	By Port		
	(i) For land acquisition		
	(ii) Other capital expenditure		
b	By Private operators)		
	(i) For land acquisition		
	(ii) Other capital expenditure	5289.06	4769.81
<b>H</b>	<b>Capital Employed (Net)</b>	<b>-108.80</b>	<b>-130.02</b>

\* Investments excluding Statutory investments like PF, Pension, Gratuity, Leave encashment etc.



**STATEMENT NO. 37**  
**OPERATING EXPENDITURE BY HEAD OF EXPENDITURE**

Port: COCHIN PORT TRUST

Year: 2018-19

(As on March 2019)

(Rs. In crores)

S. No.	Head	Current Year	Previous Year
1	2	3	4
<b>A</b>	<b>Operating expenditure</b>		
1	Salaries & wages	161.98	152.65
2	Stores	17.46	14.09
3	Operation/Maintenance	122.56	131.07
4	Electricity	24.48	23.93
5	Depreciation	19.62	20.50
6	Security	18.70	16.69
7	Medical	3.88	3.27
8	Office administration	5.99	5.01
9	Other expenditure	-	-
	<b>Total Operating expenditure</b>	<b>374.67</b>	<b>367.21</b>
<b>B</b>	<b>Management and General Administration expenditure as per PL Account</b>	<b>123.85</b>	<b>114.38</b>



**STATEMENT NO. 38**  
**FINANCIAL DATA OF PRIVATE TERMINAL OPERATOR**

Name of Terminal Operator : INDIA GATEWAY TERMINAL PRIVATE LIMITED

Port: COCHIN PORT TRUST

Year: 2018-19

(As on March 2019)

(Rs. In crores)

S.No	Head	Current Year	Previous Year
1	2	3	4
<b>1</b>	<b>Operating Income</b>		
a	Cargo handling(excluding royalty income)	283.64	250.51
b	Vessel related income	7.65	10.39
	<b>Total Operating Income</b>	<b>291.29</b>	<b>260.9</b>
<b>2</b>	<b>Total Operating Expenditure</b>		
a	Cargo handling	310.55	256.86
b	Vessel related expenditure	0	0
	<b>Total Operating Expr</b>	<b>310.55</b>	<b>256.86</b>
<b>3</b>	<b>Total Income (1a + 1b)</b>	<b>291.29</b>	<b>260.9</b>
<b>4</b>	<b>Total Expenditure (2a + 2b)</b>	<b>310.55</b>	<b>256.86</b>
<b>5</b>	<b>Capital Expenditure under PPP</b>		
	(i) For land acquisition	0	0
	(ii) Other capital expenditure	0.96	2.17
<b>6</b>	<b>Net Capital Employed</b>	<b>333.87</b>	<b>361.6</b>

Note:1. Operating expenditure to be apportioned as recommended in concepts and definitions  
2. Separate data for each terminal operator at a Major Port be furnished.


**STATEMENT NO. 39  
FINANCIAL INDICATORS**

Port: COCHIN PORT TRUST

Year: 2018-19

(As on March 2019)

(Rs. In crores)

S. No.	Description	Current Yr	Previous Yr
1	2	3	4
<b>1</b>	<b>Return on Capital</b>		
a	Capital Employed (Excl Work-in-progress)	-108.80	-130.02
b	Net surplus before Tax	19.18	13.54
c	RoCE including Royalty income (1b/1a)	-0.18	-0.10
d	Net surplus before Tax (excl Royalty income)	-84.46	-81.19
e	RoCE excluding Royalty income (1d/1a)	0.78	0.62
f	Profit Ratio (Net surplus/Total income)	0.03	0.02
g	Turnover Ratio (Net Surplus/Operating income)	0.03	0.03
<b>2</b>	<b>Operating Ratio</b>		
a	Operating Expenditure	374.67	367.22
b	Operating Income	585.51	526.79
c	Operating Ratio (2a/2b) %	63.99	69.71
<b>3</b>	<b>Ratio of Cost of Earnings (activity-wise)</b> (percentage of Cost to Earnings)		
a	Cargo Handling and Storage	0.45	0.52
b	Port and Dock Facilities for Shipping	0.69	0.79
c	Railway Workings	-	-
d	Rentable Lands and Buildings	0.23	0.22
<b>A</b>	<b>Direct Cost (excl Depn &amp; Over heads)</b>		
a	Cargo Handling and Storage	49.45	48.15
b	Port and Dock Facilities for Shipping	162.82	166.79
c	Railway Workings		-
d	Rentable Lands and Buildings	23.29	21.62
<b>B</b>	<b>Total Cost (incl Depn &amp; Over heads)</b>		
a	Cargo Handling and Storage	56.10	55.08
b	Port and Dock Facilities for Shipping	169.75	174.54
c	Railway Workings		-
d	Rentable Lands and Buildings	24.96	23.22





**STATEMENT NO. 40**  
**CAPITAL EXPENDITURE ON PLAN AND NON-PLAN SCHEMES**

Port: COCHIN PORT TRUST

Year: 2018-19

(As on March 2019)  
(Rs. In crores)

Sl No	Description	Current Year 2018-19				Cumulative upto 31.03.2019				Remarks	
		Approved outlay 2018-19	Internal Resources	Budgetary Support	Others (specify)	Total	Internal Resources	Budgetary Support	Others (specify)		Total
1	2	3	4	5	6	7	8	9	10	11	12
<b>A</b>	<b>Plan Works</b>										
a	<b>Continuing Schemes</b>										
1	Construction of Sub-way (B.S)	0.00	0.00	0.39	0.00	0.39	0.00	27.89	0.00	27.89	Work of Construction of Fly over & RoB awarded to the contractors M/s GPT Geo JV., Kolkatta for Rs.59.97 crores on 17-01-2015 and work commenced on 09-02-2015 and carried out as per the design & supervision of Consultants, M/s Shrikande Consultants Pvt Ltd., Mumbai. Work completed on 31-03-2017. Out of the sanctioned amount of Rs 30 crores, Rs. 29.76 crores has been released so far and CoPT has already spent an amount of Rs. 27.88 crores. Utilization Certificate has been furnished on 13-04-2018. Facility handed over to NHAI and opened to traffic on 17-03-2018.
2	Construction of Rail Over Bridge at Vallarpadam (B.S)	1.00	0.00	1.83	0.00	1.83	0.00	20.81	0.00	20.81	Work of Construction of Fly over & RoB awarded to the contractors M/s GPT Geo JV., Kolkatta for Rs.59.97 crores on 17-01-2015 pending completion of parallel RoB by NHAI. NHAI completed the parallel RoB and opened the same for traffic on 9.5.2015 and then the area for RoB was handed over to the contractors. Works completed on 30-04-2018. The 3rd RCE for Rail Connectivity to ICTT project, costing Rs.409.83 crore was approved by MOS on 16-02-2016. Ministry vide letter dated 11-06-2018 has conveyed sanction for release of Rs. 31.61 crores and the fund released. As such, the entire amount as per 3rd RCE of Rs.409.83 crores for Rail Connectivity Project has been released by the Ministry. Tripartite Agreement, towards handing over / taking over of RoB has been executed between CoPT, NHAI and the Contractors on 01-09-2018. ROB opened for public traffic on 20-09-2018 by NHAI.
3	Refurbishment of Coastal Liquid Terminal (B.S)	0.02	0.00	0.47	0.00	0.47	0.00	18.35	0.00	18.35	Work completed. Ministry had sanctioned the project proposal for Rs.19.95 crores, with 75% financial assistance of Rs. 14.9625 crores and the balance 25 % is funded by BPCL. Ministry has so far released an amount of Rs.12.768 crores (first installment Rs. 7.481 crores + second installment Rs. 5.287 crores). Further Ministry has been requested vide letter dated 17-08-2018 along with UC and Completion Certificate to release the balance fund of Rs. 168.16 lakhs. Reminder letter sent on 30-11-2018. Amount has been released by the Ministry in Dec 2018.
4	R&D Studies - Study on siltation for implementation of nautical depth concept in CoPT (B.S)	0.00	0.00	0.00	0.00	0.00	0.00	10.93	0.00	10.93	The work was entrusted to M/s.IIC Technologies Ltd, Hyderabad at a total cost of Rs.9.55 crores +S.T on 4-11-2014. Period of contract - 18 months. The work commenced on 22-11-2014. Extension granted upto 31-03-2017 by MoS. Assignment completed on 08-03-2017 on submission of final report by M/s.IIC.

(Contd.)



SI No	Description	Current Year 2018-19					Cumulative upto 31.03.2019					Remarks
		Approved outlay 2018-19	Internal Resources	Budgetary Support	Others (specify)	Total	Internal Resources	Budgetary Support	Others (specify)	Total		
1	2	3	4	5	6	7	8	9	10	11	12	
5	Capital dredging for creation of berth basin for ICTT - Phase-III (Extension of length of basin by 300m) (BS)	0.10	0.00	0.00	0.00	0.00	0	0.00	0.00	0.00		Token provision provided. The work will be taken up only in live with the phased development of ICTT, which is to be taken up by the BOT operator based on the traffic build up.
6	Reconstruction of STB	0.00	0.00	0.00	0.00	0.00	0.00	0.00	0.00	0.00		Project on Refurbishment of South Tanker Berth for laying Heat Traced pipe line for BPCL-KR at Cochin Port taken up using grant from BPCL-KR. Work awarded on 07-02-2018 to M/s.Geo tech. - Threekay Joint Venture for Rs. 17,87,31,847/- . Work completed on 28-02-2019.
7	Replacement and modification of cargo handling equipment	0.05	0.00	0.00	0.00	0.00	21.95	0.00	0.00	21.95		Following equipments are Procured under financial assistance of 50 % grant from ASIDE: (1). HD Reach Stackler 45 Ton capacity at a total cost of 2.34 Crores from M/s TIL Ltd on 30-07-2016. (2). 2Nos 3Ton and 1No. 5Ton Capacity Fork Lift Trucks at a total cost of Rs.33,17,204/- from M/s KION India Pvt Ltd, Pune on 26-10-2016. (3). 200 Nos. Plastic crates at a total cost of Rs. 6,09,000/- from M/s. NEEL KAMAL, Kochi on 18-01-2016.
8	Development at SEZ area	0.00	0.00	0.00	0.00	0.00	0.92367	0.00	0.00	0.92367		The work of Construction of Administrative building awarded on 23.2.2016 for Rs.92.27 lakhs. Site taken over on 10.03.2016. Work completed on 29-12-2016 at a cost of Rs. 99,61,270.60
	a) (i) Construction of Administrative & Commercial offices and related establishment cost at PBSEZs	0.00	0.030	0.00	0.00	0.030	0.285	0.00	0.00	0.285		Certain additional facilities are provided in the building, as suggested by the Dy. Development Commissioner, SEZ for Rs. 22.10 lakhs. The work for civil works awarded on 27-09-2017. Work completed on 31-01-2018.
	a) (ii) Providing additional facilities at Administrative office building at Puthuvyppeen, SEZ	0.00	0.00	0.00	0.00	0.00						(i) Construction of drain along the eastern boundary of BPCL-KR and IOCL premises in the Puthuvyppeen SEZ ( Phase- I) was completed on 15-07-2014. Completion cost Rs. 3.287 Cr.
	b) Providing common infrastructure facilities at SEZ	0.25	0.00	0.00	0.00	0.00	20.911	0.00	0.00	20.911		(ii) Construction of Road and drain (Phase-II) along the eastern boundary of BPCL-KR and IOCL premises in Puthuvyppeen SEZ was completed on 13-09-2014. Completion cost Rs. 16.553 Cr. (iii) Construction of drain - Phase III also completed. Completion cost Rs. 1.153 Cr.
c) Land Development at PBSEZs	1.00	0.00	0.00	0.00	0.00	1.09	0.00	0.00	1.09		Token provision.	
d) Land Acquisition	1.00	0.00	0.00	0.00	0.00	0.00	0.00	0.00	0.00		Token provision.	
	Standardisation of Electrical Power supply distribution network at W/Island.	0.00	0.00	0.00	0.00	0.00	6.698	0.00	0.00	6.698		The work is carried out in phased manner. Fourth phase (Non-IPDS) work completed on 15-03-2016.
	a) Strengthening of sub transmission and											The Project was approved by MoP on 28-04-2016. Sanction received from PFC, New Delhi on 09-08-2016. Tenders invited 3 times for the project were

(Contd.)



SI No	Description	Current Year 2018-19					Cumulative upto 31.03.2019			Remarks	
		Approved outlay 2018-19	Internal Resources	Budgetary Support	Others (spec-ity)	Total	Internal Resources	Budgetary Support	Others (spec-ity)		Total
1	2	3	4	5	6	7	8	9	10	11	12
	distribution network at W/Island under IPDS, Gol.		0	0.00	0.00	0	0	0.00	0.00	0	failed due to various reasons. It was decided to take-up the work separately for (1) Sub-transmission & distribution part and (2) Metering part. For the sub-transmission & distribution part of the project, tender was invited on 15-02-2018 at an estimated cost of Rs.305.64 Lakhs. LoA was issued on 15-03-2018 at a total cost of Rs.246.56 Lakhs. For the metering part of the project, M/s EESL was requested on 26-03-2018 to take up the work on nomination basis. Subsequently, Power Finance Corporation was also requested to follow up the matter with M/s EESL. As M/s. EESL has reluctant to take up the metering work, NIT for the work was issued by CoPT independently, at an estimated cost of 127.87 lakhs. The Tender opened on 18-12-2018 was discharged as the price quoted was 53.6% higher than the departmental estimate. Re-tender was invited with revised estimate of Rs.2.07 Crore and bids opened on 28-02-2019. LoA issued to M/s. NSoft (India) Services Private Limited, Bangalore on 08-03-2019 for Rs.161.79 lakhs. Work completed except smart metering.
9	b) Design as per site condition, supply installation, Testing & commissioning of Roof Top, grid connected solar panel of 150KWP capacity at residential building of RNAS quarters as part of IPDS work	0.05	1.610			1.610	2.0002			2.0002	Work completed during 2017-18. Final payment made
10	Feasibility Study	1.15	0.00	0.00	0.00	0.00	3.5734	0.00	0.00	3.5734	1) Preparation of DPR for International Cruise Terminal completed. 2) FEED for Development of Multi User Liquid Terminal in Cochin Port-Assignment in progress 3) Valuation of Structures at Q1-Q4 berths and SCB-Assignment completed 4) Assessment of load carrying capacity of Berths Q7 to Q9 of Erakulam Wharf - Assignment awarded to NTCPCWC, CoE-IITM, Chennai on 16-01-2019 and in progress
11	Outer Harbour project for construction of a Deep Water Port (i) Providing Consultancy services for obtaining Environment clearance for Outer Harbour	0.10	0.213	0.00	0.00	0.213	4.3367	0.00	0.00	4.3367	The Board of Trustees of Cochin Port in its meeting held on 31-07-2017 has discussed about the Cochin Outer Harbour (COH) project and concluded not to pursue with further studies related to COH as COH is a futuristic project and at the present scenario, it may not be feasible for the Port to take up the project and only the IIT Madras study shall be finalised since they have already submitted the report. Accordingly, IITM study is completed with submission of the Final report on 13-02-2018 and EIA study by M/s.L&T Infra Engg. Ltd. is foreclosed with the submission of draft EIA report incorporating outcome of the IITM study on 10-03-2018.
12	Implementation of Environmental Management and Monitoring Plan (EMMP)	0.32	0.3600	0.00	0.00	0.3600	0.8285	0.00	0.00	0.8285	(a) Final EMMP Report submitted by M/s. L & T Infra Engg. Ltd. The report was approved by Board of Trustees of CoPT and sent to MoS for getting approval from the Ministry. (b) Work for monitoring air quality and monitoring stack and noise levels at various locations are in progress. (c) The proposal

(Contd.)

# Administration Report & Annual Accounts 2018-19



Sl No	Description	Current Year 2018-19					Cumulative upto 31.03.2019					Remarks
		Approved outlay 2018-19	Internal Resources	Budgetary Support	Others (specify)	Total	Internal Resources	Budgetary Support	Others (specify)	Total		
1	2	3	4	5	6	7	8	9	10	11	12	seeking financial assistance for Rs. 104.835 lakhs for Green Port initiatives has been submitted to MoS vide CoPT's letter dated 21.04.2015. Reminders sent vide CoPT's letters dated 02-03-2016, 05-08-2016, 06-10-2016, 21-01-2017, 14-02-2017, 07-03-2017 & 06-04-2017, 13-09-2017, 08-11-2017 & 13-12-2017. Now, it is learnt that the Port has to provide funding for such initiatives under "Swachh Bharat" and no separate fund is available. Therefore it is decided not to approach MoS separately for this work.
13	Construction of Barge jetty at Puthuvyppeen (ASIDE Scheme)	0.10	8.85	0.00	0.00	8.850	35.410	0.00	0.00	35.410	All works completed on 27-09-2018. Funding for the project under ASIDE scheme discontinued. A proposal seeking financial assistance of <b>Rs. 9.58 crores</b> under Sagarmala programme sent to MoS on 12-03-2018. MoS have made some observations on the proposal vide letter dated 07-01-2019 and CoPT's remarks/ comments sent on 07-02-2019. <b>Reminder sent on 14-03-2019.</b>	
14	Bunkering Terminal (Land Development ) MULT EIA Study and application for KSPCB & KCZMA for MULT	0.10	0.00	0.00	0.00	0.00	0	0.00	0.00	0.00		
	Total (a)	9.08	11.063	2.69	0.00	13.753	98.00647	77.98	0.00	175.98647		
b	New Schemes											
	Total (b)	0.00	0.00	0.00	0.00	0.00	0.00	0.00	0.00	0.00		
	Total	9.08	11.063	2.69	0.00	13.753	98.00647	77.98	0.00	175.98647		
B	Non-Plan Works	38.39	25.50	0.00	0.00	25.50	-	-	-	-		
C	Grand Total (A+B)	47.47	36.5630	2.69	0.00	39.253	98.0065	77.9800	0.00	175.98647		

**PART - III**



**THE ANNUAL ACCOUNTS OF  
THE COCHIN PORT TRUST  
FOR 2018 - 2019**





## INDEX

		Annual Accounts	Page No.
		<b>Balance Sheet</b>	113
		<b>Profit &amp; Loss Account</b>	114
<b>SCH</b>	<b>SUB SCH</b>		
		<b>Schedules to Balance Sheet:</b>	
I		Reserves & Surplus	115
		Statutory Reserves	115
		Grants-In-Aid	115
II		Loan Funds	115
III		Investments	116
IV		Sundry Debtors	116
V		Cash & Bank balances	116
VI		Loans & Advances	116
VII		Current Liabilities and Provisions	116
VIII		Capital Assets & Provision for Depreciation	117
		<b>Sub Schedules to Schedules to Balance Sheet:</b>	
	A	Capital Reserve	118
	B	Funds & Statutory Reserves	118
	C	Grant-in-aid	119
	D	Bank balances & Cash on hand	120
		<b>Investments</b>	
		<b>Sub Schedules to Profit &amp; Loss account</b>	
		Income	
	E	Cargo handling & storage charges	121
	F	Port & Dock charges	121
	G	Railway Earnings	121
	H	Estate Rentals	121
		Expenditure	
	I	Cargo handling & storage	122
	J	Port & Dock facilities for shipping	122
	K	Railway Workings	122
	L	Rentable land and buildings	123
	M	Management & General Administration	123
	N	Finance & Miscellaneous Income	124
	O	Finance & Miscellaneous Expenditure	124
		<b>Additional Schedule to Profit &amp; Loss Account</b>	125-127
	IX	<b>Balance Sheet of Cochin Fisheries Harbour</b>	128
	P	Income & Expenditure Account of C.F.H.	129
		Receipts & Payments Account of C.F.H.	130
	X	<b>Notes to Annual Accounts</b>	131-144






**BALANCE SHEET AS AT 31ST MARCH 2019**

	PARTICULARS	SCH	2018-19		2017-18	
			₹	₹	₹	₹
I	<b>SOURCE OF FUNDS</b>					
	RESERVES & SURPLUS	I				
	a Capital Reserve		848,407,574		848,407,574	
	b Funds		6,383,013	854,790,587	5,421,299	853,828,873
	c Statutory Reserves			167,281,794		167,281,794
	d Grants-in-aid			258,481,066		56,954,035
	LOAN FUNDS	II				
	a Government Loans		5,026,762,290		5,585,291,433	
	b Unsecured Loans		24,875,272	5,051,637,562	27,921,057	5,613,212,490
	<b>Total</b>			<b>6,332,191,008</b>		<b>6,691,277,192</b>
	COCHIN FISHERIES HARBOUR	IX		1,186,366		1,186,366
	<b>GRAND TOTAL</b>			<b>6,333,377,374</b>		<b>6,692,463,558</b>
II	<b>APPLICATION OF FUNDS</b>					
	FIXED/CAPITAL ASSETS	III				
	Gross Block		6,887,112,299		6,850,190,470	
	Less: Provision for Depreciation		2,83,75,27,804		2,837,527,804	
	Net Block			3,863,740,345		4,012,662,666
	Capital Work-in-Progress			205,403,844		245,873,181
	INVESTMENTS	IV		1,500,000		1,500,000
	CURRENT ASSETS, LOANS AND ADVANCES					
a	<u>Current Assets:</u>					
	i Interest accrued		41,191,387		33,277,397	
	ii Inventories		8,673,328		9,747,664	
	iii Sundry Debtors	V	1,381,090,200		1,473,676,883	
	iv Cash & Bank Balances	VI	2,354,197,396		2,118,892,585	
b	Loans & Advances	VII	815,661,603		802,350,796	
	<b>Total</b>		<b>4,600,813,914</b>		<b>4,437,945,324</b>	
	Less: Current Liabilities & Provisions	VIII	7,476,653,342		7,335,934,632	
	NET CURRENT ASSETS			-2,875,839,428		-2,897,989,308
c	Profit & Loss account (Accumulated loss)			5,137,386,247		5,329,230,653
	<b>TOTAL</b>			<b>6,332,191,008</b>		<b>6,691,277,192</b>
	COCHIN FISHERIES HARBOUR	IX		1,186,366		1,186,366
	<b>GRAND TOTAL</b>			<b>6,333,377,374</b>		<b>6,692,463,558</b>

 FINANCIAL ADVISER &  
CHIEF ACCOUNTS OFFICER

CHAIRMAN


**PROFIT & LOSS ACCOUNT FOR THE YEAR ENDED 31st MARCH 2019**

PARTICULARS	SUB SCH	2018-19	2017-18
		₹	₹
<b>INCOME</b>			
Cargo Handling & Storage charges	E	2,295,857,747	1,997,095,790
Port & Dock charges (including Pilotage fees)	F	2,475,933,425	2,216,302,337
Railway earnings	G	0	0
Estate Rentals	H	1,083,340,908	1,054,547,929
<b>Total</b>		<b>5,855,132,081</b>	<b>5,267,946,056</b>
<b>LESS EXPENDITURE:</b>			
Cargo handling and storage	I	561,046,521	550,787,379
Port & Dock facilities for Shipping (including Pilotage)	J	1,697,567,012	1,745,390,002
Railway workings	K	0	0
Rentable lands and buildings	L	249,642,092	232,215,018
Management & General Administration (not directly attributed to particular activity)	M	1,238,453,478	1,143,787,999
<b>Total</b>		<b>3,746,709,103</b>	<b>3,672,180,398</b>
Operating Profit (+) / Loss (-)		2,108,422,978	1,595,765,658
Add: Finance & Misc. Income	N	466,081,151	511,489,391
<b>Total</b>		<b>2,574,504,129</b>	<b>2,107,255,049</b>
Less: Finance & Misc. Expenditure	O	2,382,659,723	1,971,783,311
Profit before Tax		191,844,406	135,471,738
Less: Provision for taxation			
Profit after Tax		191,844,406	135,471,738
<b>Less : Appropriations</b>			
Capital Reserve		0	0
<b>Total</b>			
Balance transferred to Revenue Reserve		191,844,406	135,471,738
<b>COCHIN FISHERIES HARBOUR</b>	<b>P</b>		
Income		37,953,088	39,825,114
Expenditure		38,410,243	32,333,116
Surplus (+) / Deficit (-)		<b>457,154</b>	<b>7,491,998</b>

**FINANCIAL ADVISER &  
CHIEF ACCOUNTS OFFICER**



**SCHEDULES TO BALANCE SHEET AS AT 31.03.2019**

PARTICULARS	SCH	SUB SCH	2018-19	2017-18
			₹	₹
<b>RESERVES &amp; SURPLUS</b>	I	A&B		
Capital Reserve			848,407,574	848,407,574
CPE (HBA) Family Benefit Fund			3,635,358	3,086,183
Employees' Welfare Fund			2,585,541	2,212,626
Family Security Fund			162,114	122,490
<b>Total</b>			<b>854,790,587</b>	<b>853,828,873</b>
<b>STATUTORY RESERVES</b>	I	B		
Fund for Replacement, Rehabilitation and Modernisation of Capital Assets			98,385,897	98,385,897
Fund for Development, Repayment of Loans and Contingencies			68,895,897	68,895,897
<b>Total</b>			<b>167,281,794</b>	<b>167,281,794</b>
<b>GRANTS- IN-AID</b>	I	C		
Grant-in-aid under ASIDE Scheme			-75,381,316	-31,140,617
Grant-in-aid for Development of Walkway and Parking Facilities			11,028,679	7,463,411
Grant in Aid for Creation of Additional tourism facility-Walkway			23,698,274	0
Grant in Aid for Construction of a Subway/Flyover in front of International Container Transhipment Terminal (ICTT)			32,791,055	-13,929,019
Grant-Rail Over Bridge			132,631,922	-53,161,245
Grant in Aid under R&D Schemes "Studies on Siltation and Optimal ameliorative measures"			-1,010,380	1,340,419
Grant in Aid for Refurbishment & Capacity enhancement of Coastal Liquid Terminal in Cochin Port			0	-13,593,140
Grant in Aid for Procurement Of Pollution Responses(PR) equipment / materials			6,274,018	6,374,188
Grant in Aid - Implementation of projects under IPDS			-2,215,032	59,018
Grant in Aid-Upgradation of berth and backup area of Ekm. Wharf			45,920,573	41,717,000
Grant in Aid for Developing infrastructure for cruise terminal (Samudrika)			6,136,545	0
<b>Total</b>			<b>179,874,338</b>	<b>-54,869,985</b>
Less: Excess amount spent over Grant-in-Aid - receivable from Ministry disclosed under Current Assets			-78,606,728	-111,824,020
<b>Total Grant</b>			<b>258,481,066</b>	<b>56,954,035</b>
<b>LOAN FUNDS</b>				
<b>A. LOAN FROM GOVERNMENT</b>	II			
Principal amount of Loan			2,323,287,400	2,581,430,444
Add:- Interest Accrued			2,545,687,478	2,828,541,642
Add:- Penal Interest Accrued			157,787,412	175,319,347
<b>Closing Balance</b>			<b>5,026,762,290</b>	<b>5,585,291,433</b>
<b>B. UNSECURED LOANS</b>	II			
(a) Other Source Loan				
Principal amount of Loan			2,991,508	6,639,257
Add:- Interest Accrued			21,883,764	21,281,800
<b>Closing Balance</b>			<b>24,875,272</b>	<b>27,921,057</b>

**FINANCIAL ADVISER &  
CHIEF ACCOUNTS OFFICER**



## SCHEDULES TO BALANCE SHEET AS AT 31.03.2019

PARTICULARS	SCH	SUB SCH	2018-19	2017-18
			₹	₹
<b>INVESTMENTS</b>	IV			
Investment in shares			1,500,000	1,500,000
<b>Total</b>			<b>1,500,000</b>	<b>1,500,000</b>
<b>SUNDRY DEBTORS</b>	V			
Government Dues - Less than 6 months			116,378,290	107,472,785
- More than 6 month			689,943,170	753,914,069
Non Government Dues - Less than 6 months			97,979,546	85,822,229
- More than 6 month			567,208,768	627,157,455
			1,471,509,774	1,574,366,538
Less: Provision for doubtful debts			90,419,573	100,689,655
<b>Total</b>			<b>1,381,090,200</b>	<b>1,473,676,883</b>
<b>CASH &amp; BANK BALANCES</b>				
Cash on Hand	VI	D	14,196	6,146
Bank Balance :				
Current Accounts			136,285,696	171,269,984
Fixed Deposits			2,217,632,520	1,947,391,982
Cash Card			264,985	224,473
<b>Total</b>			<b>2,354,197,396</b>	<b>2,118,892,585</b>
<b>LOANS AND ADVANCES</b> (Recoverable in Cash or in kind or for Value to be Received)		VII		
Payment in Advance and Debit Balance			709,943,940	666,112,888
Deposits			27,110,934	24,413,887
Add: Excess amount spent over Grant-in-Aid receivable from Ministry			78,606,728	111,824,020
<b>Total</b>			<b>815,661,603</b>	<b>802,350,796</b>
<b>CURRENT LIABILITIES &amp; PROVISIONS</b>		VIII		
<b>Current Liabilities</b>				
General Provident Fund			648,853,302	609,475,132
Salaries & Wages payable			503,743,181	325,446,911
ESI contribution Payable			0	186,611
EPF contribution Payable			603,185	609,781
Accrued expenses			2,341,300,735	2,328,193,333
Misc. Creditors & Credit Balance			1,878,576,185	2,017,166,597
Deposits from Merchants, Contractors & Others			2,103,576,754	2,054,856,267
<b>Total</b>			<b>7,476,653,342</b>	<b>7,335,934,632</b>

**FINANCIAL ADVISER &  
CHIEF ACCOUNTS OFFICER**

## CAPITAL ASSET REGISTER AS ON 31.3.2019

Sl No.	Assets	GROSS BLOCK			PROVISION FOR DEPRECIATION				NET BLOCK		
		As on 01-04-2018	Additions	Deletions	As on 31-03-2019	as on 01-04-2018	On Deletions	During the year	Total as on 31-03-2019	As on 31-03-2019	As on 01-04-2018
1	Land	514,916,218	0	0	514,916,218	0	0	0	0	514,916,218	514,916,218
2	Capital Dredging	844,264,556	0	302,683	843,961,873	173,920,295	72,630	8,456,966	182,304,631	661,657,242	670,344,261
3	Buildings, Sheds and other structures	730,297,573	17,719,520	388,000	747,629,092	335,011,623	193,947	23,940,808	358,758,484	388,870,609	395,285,949
4	Wharves, Roads and Boundaries	1,842,678,679	3,276,708	0	1,845,955,387	517,420,900	0	40,066,269	557,487,169	1,288,468,218	1,325,257,778
5	Floating Crafts	1,472,609,426	0	9,856,226	1,462,753,200	985,057,361	9,856,225	44,513,801	1,019,714,937	443,038,263	487,552,064
6	Docks, Sea Walls etc	181,856,439	0	0	181,856,439	154,318,242	0	11,068,973	165,387,216	16,469,223	27,538,197
7	Cranes & Vehicles	170,546,298	2,951,792	0	173,498,090	103,365,998	0	15,863,056	119,229,054	54,269,036	67,180,297
8	Plant and Machinery	381,544,629	0	0	381,544,629	207,754,839	0	23,971,689	231,726,529	149,818,100	173,789,790
9	Installations for water, electricity, Fire fighting & Telecommunication	663,248,779	24,401,323	955,620	686,694,482	315,831,009	225,876	27,860,573	343,465,706	343,228,776	347,417,769
10	Oil Pipeline Installations	38,325,308	0	0	38,325,308	37,580,638	0	46,541	37,627,179	698,129	744,671
11	Miscellaneous Assets	9,902,563	75,019	0	9,977,582	7,266,893	0	404,157	7,671,050	2,306,532	2,635,672
	<b>TOTAL</b>	<b>6,850,190,465</b>	<b>48,424,362</b>	<b>11,502,529</b>	<b>6,887,112,299</b>	<b>2,837,527,798</b>	<b>10,348,678</b>	<b>196,192,833</b>	<b>3,023,371,954</b>	<b>3,863,740,345</b>	<b>4,012,662,665</b>
	Capital Work in Progress	245,873,181	53,566,541	94,035,877	205,403,844	0	0	0	0	205,403,844	245,873,181
	<b>GRAND TOTAL</b>	<b>7,096,063,646</b>	<b>101,990,903</b>	<b>105,538,406</b>	<b>7,092,516,143</b>	<b>2,837,527,798</b>	<b>10,348,678</b>	<b>196,192,833</b>	<b>3,023,371,954</b>	<b>4,069,144,189</b>	<b>4,258,535,846</b>

**FINANCIAL ADVISER &  
CHIEF ACCOUNTS OFFICER**





## SUB SCHEDULE - A

CAPITAL RESERVE	
PARTICULARS	₹
Opening Balance as on 1.4.2018	848,407,574
<b>Closing Balance as on 31.3.2019</b>	<b>848,407,574</b>

FINANCIAL ADVISER &  
CHIEF ACCOUNTS OFFICER

## SUB SCHEDULE - B

DETAILS OF FUNDS & STATUTORY RESERVES					
PARTICULARS	Family Security Fund	Employees Welfare Fund	House Building Advance - FBF	Reserve for Development Repayment of Loans & Contingencies	Reserve for Replacement, Rehabilitation & modernisation of Capital Assets
G/L CODE	110102	110101	110100	110201	110200
	₹	₹	₹	₹	₹
Balance as on 1 <sup>st</sup> April 2018	122,490	2,212,626	3,086,183	68,895,897	98,385,897
<u>Add:</u> Contribution from GRF	800,000	700,000	51,800		
Contribution from employees	194,625	0	105,542		
Accident claim from Insurance Co.	0	0	375,000		
Interest on investments	0	0	168,379		
<b>Total</b>	<b>1,117,115</b>	<b>2,912,626</b>	<b>3,786,904</b>	<b>68,895,897</b>	<b>98,385,897</b>
<u>Less:</u> Expenditure/Adjustments from Fund	955,001	327,085	151,546		
<b>Balance as at 31<sup>st</sup> March 2019</b>	<b>162,114</b>	<b>2,585,541</b>	<b>3,635,358</b>	<b>68,895,897</b>	<b>98,385,897</b>

FINANCIAL ADVISER &  
CHIEF ACCOUNTS OFFICER

## GRANT-IN-AID

(₹ in Crores)

Sl No.	Name of work	GL	Amo- unt Sancti- oned	Grant received								Expense Incurred								Balance									
				Prior to 2013-14	2013-14	2014-15	2015-16	2016-17	2017-18	2018-19	Interest accrued	Total	Prior to 2013-14	2013-14	2014-15	2015-16	2016-17	2017-18	2018-19		Interest accrued	Total							
1	ASIDE grant for Barge Berth	110004	15.00	-	7.50	-	0.88	-	-	-	-	-	1.40	9.78	-	-	-	-	-	-	-	-	-	-	-	-	18.00	-8.22	
2	ASIDE grant for CFS	110004	8.08	-	2.02	-	2.02	-	-	-	-	-	0.07	4.11	-	-	-	-	-	-	-	-	-	-	-	-	-	3.41	0.70
3	Development of Walkway (Phase I, II, III)	110005	9.01	0.12	1.12	-	4.75	0.05	2.70	-	-	-	0.34	9.08	0.21	0.31	0.23	3.69	2.69	-	-	-	-	-	-	-	7.98	1.10	
4	Creation of Additional tourism facility-Walkway	110017	4.66	-	-	-	-	-	-	-	-	0.04	2.33	2.37	-	-	-	-	-	-	-	-	-	-	-	-	-	2.37	
5	Subway-Vallarpadam	110007	30.00	-	10.00	-	8.45	8.31	3.00	3.00	3.00	0.98	30.74	30.74	-	10.68	9.54	6.18	0.53	-	-	-	-	-	-	-	27.46	3.28	
6	Rail Over Bridge-Vallarpadam	110015	409.83	373.22	-	-	-	5.00	31.61	-	-	0.88	410.71	360.34	0.11	7.67	7.76	5.58	12.69	-	-	-	-	-	-	-	397.45	13.26	
7	R&D Studies on Siltation	110008	5.37	-	-	1.25	2.00	2.11	-	-	-	0.24	5.60	5.60	-	0.48	3.36	1.15	0.23	-	-	-	-	-	-	-	5.70	-0.10	
8	Refurbishment of Coastal Liquid Terminal	110010	14.96	-	-	-	7.48	5.29	1.68	-	0.54	14.99	14.99	-	0.13	8.14	5.86	0.32	0.54	-	-	-	-	-	-	-	14.99	0.00	
9	Procurement of Pollution Response Equipment	110011	5.23	-	-	-	2.61	-	-	-	0.36	2.97	2.97	-	-	-	-	1.98	0.01	0.36	-	-	-	-	-	-	2.35	0.62	
10	IPDS	110012	3.26	-	-	-	0.32	-	0.48	-	-	0.80	0.80	-	-	-	-	0.32	0.70	-	-	-	-	-	-	-	1.02	-0.22	
11	Swach Bharat	110013	2.00	-	-	-	2.61	2.00	2.00	-	0.29	6.90	6.90	-	-	-	-	4.61	2.00	0.29	-	-	-	-	-	-	6.90	-	
12	Upgradation of berth and backup area of Ekm. Wharf (Cruise Terminal at Ekm Wharf)	110014	21.41	-	-	-	4.33	-	6.37	-	0.47	11.17	11.17	-	-	-	0.16	6.42	-	-	-	-	-	-	-	-	6.58	4.59	
13	Developing infrastructure for cruise terminal (Samudrika)	110016	1.21	-	-	-	-	-	0.60	-	0.01	0.61	0.61	-	-	-	-	-	-	-	-	-	-	-	-	-	0.61	0.61	
	<b>Total</b>		<b>530.02</b>	<b>373.34</b>	<b>10.64</b>	<b>11.25</b>	<b>14.11</b>	<b>17.47</b>	<b>50.77</b>	<b>17.47</b>	<b>5.62</b>	<b>509.83</b>	<b>360.55</b>	<b>1.35</b>	<b>19.67</b>	<b>35.71</b>	<b>36.12</b>	<b>30.01</b>	<b>1.19</b>	<b>1.19</b>	<b>1.19</b>	<b>1.19</b>	<b>1.19</b>	<b>1.19</b>	<b>1.19</b>	<b>491.84</b>	<b>17.99</b>		



**FINANCIAL ADVISER &  
CHIEF ACCOUNTS OFFICER**



## BALANCE AT BANKS AND CASH ON HAND AS ON 31.03.2019

PARTICULARS	₹	₹
Cash on hand		14,196
Cash Card		264,985
Current Account with Nationalised and Scheduled Banks		136,285,696
Fixed Deposits with Banks:		
General Reserve Fund	595,700,000	
Deposit Works	757,969,520	
Grants	249,163,000	
<b>Total Deposits</b>		<b>1,602,832,520</b>
General Provident Fund		612,200,000
HBA FBF Investments		2,600,000
<b>TOTAL</b>		<b>2,354,197,396</b>
Balance with Scheduled Banks		2,354,183,200
Balance with Non Scheduled Banks		NIL

FINANCIAL ADVISER &  
CHIEF ACCOUNTS OFFICER

COCHIN PORT TRUST  
FIXED DEPOSITS AS ON 31.03.2019

(Amount in ₹)

SL No	Name of Fund/Investment	Long Term Investment	Short Term Investment	Total
1	R & R Fund	0	595,700,000	595,700,000
2	Deposit Works	99,741,071	658,228,449	757,969,520
3	Grants	0	249,163,000	249,163,000
4	HBA FBF	2,600,000	0	2,600,000
5	General Provident Fund	612,200,000	0	612,200,000




**SUB - SCHEDULES TO PROFIT & LOSS ACCOUNT FOR THE YEAR ENDED 31.3.2019  
INCOME**

PARTICULARS	2018-19	2017-18
	₹	₹
<b>SUB-SCHEDULE - E</b>		
<b>Cargo handling &amp; Storage charges</b>		
Handling & Storages charges on general cargo	208,641,848	185,446,438
Cranage	579,850	1,121,056
Petroleum, Oil and lubricants handling charges	1,022,496,581	833,127,895
Demurrage on general cargo	7,522,806	7,021,488
Handling and Storage Charges on Containers	2,944,227	2,793,600
Miscellaneous charges - Cargo	17,282,857	20,260,826
Revenue share from ICTT	950,570,342	831,027,512
Waterfront Royalty- LNG Basin	85,819,236	116,296,975
<b>Total</b>	<b>2,295,857,747</b>	<b>1,997,095,790</b>
<b>SUB-SCHEDULE - F</b>		
<b>Port &amp; Dock Charges</b>		
Towage and Mooring fees	195,733,752	175,292,258
Berth Hire charges	270,605,396	206,635,423
Port dues	606,478,897	547,281,614
Pilotage Fees	1,292,116,600	1,141,799,691
Water supply to shipping	11,972,652	12,870,215
Miscellaneous charges - Vessel	7,460,547	7,523,701
Income from Dredging Services	12,992,000	56,448,000
Income from Cruise Vessel	78,573,581	68,451,435
<b>Total</b>	<b>2,475,933,425</b>	<b>2,216,302,337</b>
<b>SUB-SCHEDULE - G</b>		
Railway earnings	0	0
<b>SUB-SCHEDULE - H</b>		
<b>Estate Rentals</b>		
Rent from land	644,243,522	622,387,495
Rent from buildings,sheds & godowns	105,964,782	77,711,640
Miscellaneous Income	316,963,270	323,271,208
Sundry Income	16,169,335	31,177,585
<b>Total</b>	<b>1,083,340,908</b>	<b>1,054,547,929</b>

FINANCIAL ADVISER &  
CHIEF ACCOUNTS OFFICER


**SUB - SCHEDULES TO PROFIT & LOSS ACCOUNT FOR THE YEAR ENDED 31.3.2019  
EXPENDITURE**

PARTICULARS	2018-19	2017-18
	₹	₹
<b><u>SUB-SCHEDULE - I</u></b>		
<b><u>Cargo handling &amp; Storage</u></b>		
Handling & Storage of general cargo at sheds & wharves	388,832,553	382,812,445
Handling & Storage of containers	1,475,615	1,162,312
Operation & maintenance of crane and vessels	22,796,066	21,601,074
Handling of Petroleum, Oil & Lubricants	70,461,011	72,285,622
Expenditure on general facilities at wharves & boundaries	4,582,967	4,473,732
Administration and General expenses	72,783,197	68,440,944
New Minor works	115,112	11,250
<b>Total</b>	<b>561,046,521</b>	<b>550,787,379</b>
<b><u>SUB-SCHEDULE - J</u></b>		
<b><u>Port &amp; Dock facilities for shipping including Pilotage</u></b>		
Towing, Berthing and Mooring	176,607,175	193,237,460
Pilotage	63,831,451	56,073,863
Water supply to shipping	10,772,187	10,889,686
Fire fighting	93,662,208	89,700,171
Dredging and Marine survey	1,065,278,728	1,129,367,642
Harbour Patrol	5,569,919	5,541,116
Operation & Mtnce. of Navigational aids	36,603,581	39,263,494
Administration and general expenses	245,218,037	218,366,570
New Minor works	23,726	2,950,000
<b>Total</b>	<b>1,697,567,012</b>	<b>1,745,390,002</b>
<b><u>SUB-SCHEDULE - K</u></b>		
<b><u>Railway workings</u></b>		
Maintenance of station, other Buildings and structures	0	0

**FINANCIAL ADVISER &  
CHIEF ACCOUNTS OFFICER**


**SUB - SCHEDULES TO PROFIT & LOSS ACCOUNT FOR THE YEAR ENDED 31.3.2019  
EXPENDITURE**

PARTICULARS	2018-19	2017-18
	₹	₹
<b><u>SUB-SCHEDULE - L</u></b>		
<b><u>Rentable land and buildings</u></b>		
Estate maintenance	141,164,480	125,149,863
Administration & General expenses	108,454,487	107,027,356
New Minor works	23,125	37,800
<b>Total</b>	<b>249,642,092</b>	<b>232,215,018</b>
<b><u>SUB-SCHEDULE - M</u></b>		
<b><u>Management &amp; General Administration</u></b>		
Management & Secretariat expenses	341,838,591	311,387,306
Medical expenses	141,623,145	129,855,603
Stores keeping	20,367,049	18,210,490
Accounting and Auditing	292,120,865	242,713,462
Head office building & telephones	8,876,180	9,238,305
Engineering & workshop administration	154,128,355	156,677,810
Overhead and sundry expenses	279,390,271	275,698,300
New Minor works	109,022	6,723
<b>Total</b>	<b>1,238,453,478</b>	<b>1,143,787,999</b>

**FINANCIAL ADVISER &  
CHIEF ACCOUNTS OFFICER**

## Administration Report & Annual Accounts 2018-19



GL CODE	DESCRIPTION	2018-19	2017-18
		₹	₹
	<b>SUB-SCHEDULE - N</b>		
	<b>Finance &amp; Miscellaneous Income</b>		
540000	Sundry Receipts	87,713,696	216,227,167
540001	Profit/Loss on disposal of Capital Assets	10,499,999	6,578,668
540003	Interest receivable from IGTPPL	20,056,465	22,573,660
540004	Recovery of Insurance Claim on Capital Assets	555,456	0
540005	Interest Income	88,709,637	58,529,998
540007	Hire of Motor Lorry & Sundry Plants	305,088	93,391
540008	Charges for Project Management Services	54,995,704	62,898,346
540009	Items Relating to Previous Year	23,947,422	1,223,232
540010	Medical Scheme for Pensioners	70,432	68,518
540011	Medical Treatment to Non-Entitled Persons	616,127	454,365
540012	Premium for lease of land	107,866,068	31,799,872
540013	Service Exports from India Scheme (SEIS)	70,745,056	111,042,174
	<b>Total</b>	<b>466,081,151</b>	<b>511,489,391</b>
	<b>SUB-SCHEDULE - O</b>		
	<b>Finance &amp; Miscellaneous Expenditure</b>		
670000	Scrap of Assets	1,153,850	322,626
670002	Bank Charges	412,253	927,705
670004	Prov. For Doubtful Debts	5,435,814	59,803,034
670005	Ex-Gratia-C.PE. VRS	0	51,168,970
670006	Contribution to Employees Welfare Fund	700,000	700,000
670007	Contribution to Family Security Fund	800,000	800,000
670008	Contribution to Pension Fund Trust	2,016,726,552	1,534,950,422
670009	Expenditure Relating to Previous Years	21,430,284	8,760,254
670010	Contribution to CPTe HBA FBF	51,800	67,100
670012	Contribution to CPE New Pension Scheme	8,596,565	7,627,427
670014	Contribution to Gratuity Fund Trust	157,643,029	157,100,061
670018	Scrap of unserviceable Stores	0	1,193
670020	Salary Arrears Payable	101,165,822	135,900,000
670023	Interest on Electricity Deposit	2,897,257	3,090,182
670026	Interest on other source loans	601,964	863,103
670027	Expense on Feasibility and R&D Studies	61,938,595	7,613,989
670029	Interest -Others	0	2,087,245
670030	Contribution to Distress Relief Fund	3,105,938	0
	<b>Total</b>	<b>2,382,659,723</b>	<b>1,971,783,311</b>

**FINANCIAL ADVISER &  
CHIEF ACCOUNTS OFFICER**


**ADDITIONAL SCHEDULE TO PROFIT & LOSS ACCOUNT FOR THE YEAR ENDED 31-03-2019  
OPERATING EXPENDITURE**

GL CODE	DESCRIPTION	2018-19	2017-18
		₹	₹
	<b><u>SALARIES &amp; WAGES:</u></b>		
600000	Salaries & Wages (General)	188,569,340	174,424,410
600002	PLR	24,176,298	21,072,410
600003	Overtime	18,470,732	14,737,686
600004	Incentive	3,000,267	3,355,698
600005	Honararium	8,569,666	8,102,569
600006	Leave Encashment	137,181,704	84,928,632
600007	Salaries & Wages (Operational)	700,174,523	677,929,087
600008	Salaries & Wages (R&M)	409,603,617	423,959,867
600010	Leave Travel Concession	520,480	257,076
600011	Staff Amenities & Welfare Measures	35,028	39,707
600012	Employers ESI contribution	1,711,325	1,574,501
600013	Employers EPF contribution	3,598,616	3,700,174
640000	Salaries (Port Security)	25,476,524	22,476,040
650000	Salaries & Wages-Medical	98,694,134	89,937,464
	<b>TOTAL (A)</b>	<b>1,619,782,254</b>	<b>1,526,495,322</b>
	<b><u>STORES</u></b>		
610000	Stores-General	1,037,281	1,428,014
610001	Stores-Uniform	836,512	1,354,966
610002	Stores-Operational	9,277,611	9,448,647
610003	Stores-Fuel	153,401,012	117,906,565
610004	Stores (R&M)	10,080,468	10,724,780
	<b>TOTAL (B)</b>	<b>174,632,884</b>	<b>140,862,972</b>
	<b><u>OFFICE &amp; ADMINISTRATIVE EXPENSES</u></b>		
620000	Consumption Stores-Stationery	540,802	531,885
620001	Books & Periodicals	7,925	5,810
620002	Travelling Expense	5,435,441	4,738,442
620004	Courier charges	192,391	228,736
620005	Licence fees & Royalty	2,939,082	3,034,323
620006	Equipment & Furniture	106,068	148,574

(Contd....)


**ADDITIONAL SCHEDULE TO PROFIT & LOSS ACCOUNT FOR THE YEAR ENDED 31-03-2019  
OPERATING EXPENDITURE**

GL CODE	DESCRIPTION	2018-19	2017-18
		₹	₹
620010	Miscellaneous Expenses	8,628,289	4,267,323
620011	New Minor Works	3,157,657	3,369,938
620012	Trustees Fees	0	99,900
620013	Entertainment	597,237	1,165,294
620014	Training Programme	1,109,365	687,142
620015	Sports & Games	900,000	900,000
620016	Legal Charges	7,706,542	6,592,382
620017	Printing Charges	767,618	783,827
620018	Office Machine hire & service charges	27,903	39,883
620019	Publicity & Advertisement	4,559,566	3,064,646
620020	Audit & Accounting	4,987,887	5,128,821
620021	Rent, Rates & Taxes	1,186,987	1,861,624
620022	Telephones	1,402,472	1,568,582
620023	Subscription	220,151	134,294
620025	IPA Share Contribution	13,845,561	10,166,000
620026	Marketing expense	1,603,351	1,622,798
<b>TOTAL (C)</b>		<b>59,922,294</b>	<b>50,140,223</b>
<b><u>OPERATION &amp; MAINTENANCE EXPENSES</u></b>			
630000	R&M arranged through Contract-Roads	6,253,185	4,201,910
630001	R&M arranged through Contract-Buildings	7,261,233	7,281,227
630002	R&M arranged through Contract-Plant & Equipments	3,666,790	3,798,331
630004	Dry Docking of Floating Crafts	94,179,985	11,247,677
630005	Special R&M arranged through Contract-Roads	7,976,894	1,821,538
630006	Special R&M arranged through Contract-Buildings	1,011,881	894,666
630007	Special R&M arranged thru Contract-Plant & Equipments	4,117,204	7,541,842
630008	Hire of Vehicles & Transport Charges	9,027,807	7,363,183
630009	Water Charges	41,008,490	34,059,025
630012	Electricity Charges	244,753,581	239,193,876
630013	Hire of Boats, Tugs & Launches	144,434,427	132,396,637
630015	Maintenance Dredging	863,635,909	1,031,896,072
630016	Sundry Expense	23,711,928	39,003,393
630017	Insurance	3,330,229	4,065,641
630018	Self Consumption-Electricity	16,014,605	25,190,865
<b>TOTAL (D)</b>		<b>1,470,384,148</b>	<b>1,549,955,884</b>

(Contd....)


**ADDITIONAL SCHEDULE TO PROFIT & LOSS ACCOUNT FOR THE YEAR ENDED 31-03-2019  
OPERATING EXPENDITURE**

GL CODE	DESCRIPTION	2018-19	2017-18
		₹	₹
	<b>SECURITY EXPENSES</b>		
640001	Hire of Boats for Patrolling	2,419,741	2,034,875
640002	I S P S	500	101,000
640004	CISF-Deployment Charges	175,417,322	158,108,209
640005	SEZ - Cost Recovery	4,086,314	4,247,179
640006	Private Security Charges	5,038,234	2,448,298
	<b>TOTAL (E)</b>	<b>186,962,111</b>	<b>166,939,561</b>
	<b>MEDICAL EXPENSES</b>		
650001	Stipend, Fees & Honorarium to Specialists	3,225,494	3,526,954
650002	Stores-Medical	23,599,316	17,542,002
650003	Provisions-Medical	614,418	939,284
650004	Hospital Equipment	64,160	51,743
650005	Medical Expenses	1,888,005	1,648,573
650006	Charges paid to Outside Hospitals	9,441,184	9,031,603
	<b>TOTAL (F)</b>	<b>38,832,577</b>	<b>32,740,159</b>
	<b>DEPRECIATION</b>		
	Depreciation for the year	194,989,623	203,966,327
670021	Prior Period Depreciation	1,203,210	1,079,951
	<b>TOTAL (G)</b>	<b>196,192,833</b>	<b>205,046,278</b>
	<b>GRAND TOTAL (A) TO (G)</b>	<b>3,746,709,103</b>	<b>3,672,180,398</b>

**FINANCIAL ADVISER &  
CHIEF ACCOUNTS OFFICER**



**COCHIN FISHERIES HARBOUR  
BALANCE SHEET AS ON 31ST MARCH 2019**

PARTICULARS	2018-19		2017-18	
	₹	₹	₹	₹
<b>A SOURCES OF FUNDS</b>				
Grant in aid received from GOI	191,032,261		191,032,261	
Less : Grant utilised	189,845,895	1,186,366	189,845,895	1,186,366
<b>TOTAL</b>		<b>1,186,366</b>		<b>1,186,366</b>
<b>B APPLICATION OF FUNDS</b>				
<b>Fixed Assets</b>				
Gross Block	189,845,895		189,845,895	
Work in Progress	0		0	
	189,845,895		189,845,895	
Less : Grant received	189,845,895	0	189,845,895	0
<b>Current Assets, Loans and Advances</b>				
a. Current Assets:				
(i) Interest accrued on investments	2,253,891		1,738,880	
(ii) Postage Stamps	351		36	
(iii) Sundry Debtors	8,323,441		3,537,252	
(iv) Cash & Bank Balances	38,112,281		39,202,855	
b. Loans & Advances	2,327,721		746,973	
<b>Total</b>	<b>51,017,684</b>		<b>45,225,996</b>	
Less: Current Liabilities & Provisions	76,466,567		70,217,725	
<b>NET CURRENT ASSETS</b>		<b>-25,448,883</b>		<b>-24,991,729</b>
Profit & Loss Account		26,635,249		26,178,095
(Accumulated Deficit)				
<b>TOTAL</b>		<b>1,186,366</b>		<b>1,186,366</b>

**FINANCIAL ADVISER &  
CHIEF ACCOUNTS OFFICER**



**COCHIN FISHERIES HARBOUR  
INCOME & EXPENDITURE ACCOUNT FOR THE YEAR ENDED 31.03.2019**

(Amount in ₹)

Amount 2016-17	Expenditure	Amount 2018-19	Amount 2017-18	Income	Amount 2018-19
21,690,270	Salary & Other Benefits	25,852,654	10,948,769	Toll Collection	10,772,245
2,326,545	Electricity Charges	2,280,361	1,900,192	Electricity Charges	2,035,002
2,527,798	Security Charges	2,951,934	6,455,423	Fish out - handling Charges	5,780,641
1,323,991	Water Charges	1,478,623	7,469,098	Lease Rent on Land	6,964,450
1,206,923	Repairs & Maintenance	1,696,756	4,354,557	Building and Ground Rent	4,062,831
353,266	Professional Charges	374,347	933,080	Misc. Receipts	982,990
203,733	Printing and Stationary	195,623	2,403,963	Lease of Slipway	1,966,070
59,945	Sundry Expenses	112,020	1,031,771	Water Charges	1,103,761
25,939	Travelling Expenses	48,288	997,235	Licensing and License Fee	818,170
0	Prior Period Expense	538,568	538,568	Prior Period Income	0
58,584	Medical Reimbursement	15,993	616,367	Fish Landing Charges	570,019
33,394	Telephone Charges	40,098	1,989,730	Bank Interest	2,698,798
830	Revenue and Postal Stamps	1,411	186,361	Enrolment of Fishing Crafts	198,112
160,500	Penalty on Service Tax	532			
2,361,398	Provision for Retirement Benefits	2,823,036			
7,491,998	Surplus	-457,154			
<b>39,825,114</b>		<b>37,953,088</b>	<b>39,825,114</b>		<b>37,953,088</b>

**FINANCIAL ADVISER &  
CHIEF ACCOUNTS OFFICER**





**COCHIN FISHERIES HARBOUR  
RECEIPTS & PAYMENTS ACCOUNT FOR THE YEAR ENDED 31.03.2019**

(Amount in ₹)					
Amount 2016-17	Receipts	Amount 2018-19	Amount 2017-18	Payments	Amount 2018-19
112,193	Opening Cash in Hand	155,913	19,509,599	Salary & PLR	22,311,699
12,251,709	Opening Cash at Bank	39,046,942	58,584	Medical Reimbursement	15,993
186,361	Enrolment of Fishing Crafts	198,112	25,939	Travelling Expenses	48,288
966,211	Licensing and License Fee	818,170	201,328	Printing And Stationary	195,623
5,951,224	Lease Rent On Land	4,734,352	2,855	Revenue & Postal Stamps	1,726
4,358,557	Building And Ground Rent	4,068,268	1,206,923	Repairs & Maintenance	1,696,756
2,077,377	Lease Of Slipway	0	0	Advance to COPT for Deposit work	1,525,000
616,367	Fish Landing Charges	570,019	974,512	Refund Of SD / Ground Rent	613,293
6,455,423	Fish Out - Handling Charges	5,780,641	33,394	Telephone Charges	40,098
1,892,514	Electricity Charges	2,035,002	2,326,545	Electricity Charges	2,280,361
10,948,769	Toll Collection	10,772,245	1,323,991	Water Charges	1,478,623
1,291,283	Misc. Deposit / Security	695,862	10,900	Cheque Charges	14,632
930,605	Misc. Receipts	982,990	41,824	Sundry Expenses	96,849
1,472,989	Bank Interest	2,183,787	140,911	Deposit with CESTAT	0
1,276,220	Service Tax Collection	0	132,411	Penalty On Service Tax Late fee	532
97,032	TDS Liability	112,130	0	Service Tax Paid	537
977,321	Water Charges	1,103,761	353,266	Professional Charges	374,347
6,700,000	Deposit Received	0	2,527,798	Security Charges	2,951,934
4,200,527	GST Collection	4,558,918	793,491	Service Tax Pre deposit paid	55,748
			87,158	TDS Liability Paid	113,268
			0	TDS Receivable	12,574
			134,258	Service Tax Cenvat Credit	0
			3,196,910	GST Paid	5,229,494
			0	GST TDS paid	10,126
			377,230	GST Cenvat Credit	637,331
			18,500,000	Fixed Deposits	0
			155,913	Closing Cash Balance	204,879
			10,646,942	Closing Bank Balance	37,907,402
<b>62,762,682</b>		<b>77,817,112</b>	<b>62,762,682</b>		<b>77,817,112</b>

**Part I – Significant Accounting Policies**

1. Income and expenditure are accounted based on mercantile system of accounting.
2. While accounting income, the principle of conservatism has been followed.
3. Fixed assets, inventory and investments are accounted on historical cost method.
4. Depreciation is provided in the accounts on straight-line basis, assuming the value of the asset at the end of life span as Re.1/-. Life span of the asset is fixed based on the guidelines issued by the Govt. of India from time to time. Depreciation is charged proportionately from the date of capitalization.
5. Upfront payment received on lease of land is spread over equally to the period of lease.
6. Premium on lease of land is treated as the income in the year of receipt under Finance and Miscellaneous Income.
7. Prior period items, i.e., income or expense which arise in the current financial year as a result of errors or omissions in the preparation of financial statements or due to revision of bills or claims of one or more prior periods are included under Finance & Miscellaneous Income or Finance & Miscellaneous Expenditure.
8. Income received out of investments from various funds is credited to the respective funds.
9. Contingent liabilities are disclosed in the “Other Notes” to accounts.
10. Grant in Aid received related to specific fixed assets are presented in the Balance Sheet by showing the grant as a deduction from the gross

value of the assets concerned in arriving at their book value.

11. Revenue on Cargo and Vessel Related Services are recognized on completion of service. Revenue from estate is recognized on time basis.
12. Export incentive is recognized when there is a reasonable assurance that the conditions are met and incentive will be received.
13. All new works or additions/alterations to the existing works or all new plant or equipment or craft or replacement thereof costing not more than Rs 1 lakh or life not exceeding five years are charged to revenue as New Minor Works.

**Part II - Other Notes**

14. Figures of Balance Sheet, P & L Account & Schedules have been regrouped where ever necessary consequent on changes in the items during the year.
15. **Performance of the Port**  
Cochin Port Trust handled 32.02 MMT of cargo during 2018-19 against 29.14 MMT during 2017-18. During 2018-19, number of vessels called in at the Port is 1608 against 1555 vessels during 2017-18. Port handled 5,94,592 TEUs of containers in 2018-19 as against 5,55,812 TEUs in 2017-18.
16. **Grant in Aid:**
  - a) The details of Grant in Aid received by the Port, expenditure incurred and interest accrued on the same is shown as Sub Schedule C to the Balance Sheet.
  - b) The Grant in Aid received by the Port from various Ministries are parked as fixed Deposits with Nationalised banks and encashed



based on the requirement. The interest received from such investments was credited by the port to the income unless specifically provided in the terms and conditions of the grant that the interest has to be credited to the grant. CoPT had credited interest to grant account in the case of Siltation Studies ( Ministry of Shipping), Construction of Barge Berth (Ministry of Commerce) and Development of Container Freight Station (Ministry of Commerce) . As per the direction of the Ministry, interest accrued on grant for Siltation Studies amounting to Rs

23,50,799 was remitted to the Ministry in December 2018.

As per Rule 230(8) of the new General Financial Rules (GFR) 2017, 'All interests or other earnings against Grants in Aid or advances (other than reimbursement) released to any Grantee institution should be mandatorily remitted to the Consolidated Fund of India immediately after finalization of Accounts.'

On enquiring Ministry of Shipping directed to remit the interest earned immediately. Accordingly Port remitted Rs 1,19,26,530 to the Ministry of Shipping in March 2019 towards the following projects.

<b>Name of the Project</b>	<b>Amount of Interest remitted</b>
Swachch Bharat Abhiyan	29,35,955
Refurbishment of Coastal Liquid Terminal	53,55,511
Procurement of Pollution Response Equipment	36,35,064
<b>Total</b>	<b>1,19,26,530</b>

Interest accrued on grant for Construction of Subway and Rail Over Bridge at Vallarpadam totaling Rs 1,86,29,882 were retained by the port on intimation to the Ministry till an opinion is obtained from Additional Solicitor General to

retain the unspent balance towards meeting pending claims in respect of arbitration, additional work for the same project etc.

Interest accrued on Grant released by the Ministry of Tourism amounts to Rs 85,56,047 as follows:

<b>Name of the Project</b>	<b>Amount of Interest Accrued</b>
Developing Infrastructure at Cochin Port Cruise Terminal	97,045
Creation of Additional Tourism Facility-Walkway	3,74,774
Development of Walkway (Phase III)	34,09,021
Upgrading of Berths and Back up area of Ernakulam wharf by Cochin Port Trust	46,75,207
<b>Total</b>	<b>85,56,047</b>



The Port has intimated the interest accrued to the Ministry and awaiting response from them. Necessary action will; be taken during 2019-20 based on the direction from the Ministry of Tourism.

17. **Loans availed from Government of India**

The Cabinet Committee on Economic Affairs (CCEA) in its meeting held on 24th August, 2016 had approved the proposal of CoPT towards waiver of penal interest on GOI loans availed by CoPT and freezing the liability on account of principal, interest and penal interest @ 0.25% as on 31.03.2016 and scheduling the repayment of the frozen amount in 10 years commencing from 2018-19.

The final liability of GOI loan as on 31.03.2016 as per the records of Principal Chief Controller of Accounts amounts to Rs 558.53 Crores. As committed, the first instalment of Rs 55.85 crores was remitted by the Port in March 2019.

18. **Dutch Loan**

Under Indo Dutch Bilateral co-ordination programme 1991-2001, Cochin Port had availed financial assistance of NLG 181,042.50 on 29.05.1996 for the procurement of spares for Port Dredger –Nehru Shatabdi. The port had repaid the same on 20.11.1996 at the then prevailing foreign exchange rate amounting to Rs 37,21,057.

However, the repayment of Rs 37,21,057 made by the port towards Dutch Loan was adjusted by the

Ministry against the outstanding amount of ADB Loan of Rs 66,39,257 which was availed for a full fledged container Terminal at Q8 and Q9 berths. Subsequently, the Ministry clarified that it is immaterial if this amount is adjusted against ADB Loan or Dutch Loan and requested the port to deposit the principal amount of Dutch Loan amounting to Rs 36,47,749 outstanding in their Suspense account as the same was being objected by their Government Audit. Port repaid the loan amount of Rs 36,47,749 in September 2018 with the approval of the Board in the meeting held on 16.08.2018.

19. **Capitalisation:**

Assets worth Rs. 4.84 Crores have been capitalized during the year 2018-19. Capital Work In Progress as on 31.03.2019 amounts to Rs. 20.54 Crores.

20. **Provisions:**

a) Provision has been created for Wage Revision for the year 2018-19 amounting to Rs 13.66 crores including arrears for Leave encashment. Besides, short provision in Wage revision arrear for the year 2016-17 and 2017-18 amounting to Rs 10.27 crores has also been provided in 2018-19.

b) Necessary provisions have been made for doubtful debts in the accounts.

21. **Service Tax**

Central Excise Authorities had issued 27 Show Cause Notices demanding a





total of Rs 70.55 Crores for the non collection of service tax on services provided in Estate Rentals, Rent on Jetties, License fee, Upfront payment, Royalty from M/s. IGTPPL and excess utilization of Cenvat credit, ineligible Cenvat Credit, CISF proportionate charges for security services, legal charges. Based on legal opinion, Port Trust has filed appeal and all matters are under sub-judice before appropriate Authority/Tribunal/High Court of Kerala.

### 22. **Income Tax**

- a) Income Tax Assessments are completed till AY 2016-17. Assessment order for AY 2016-17 was issued on 26.12.2018 and refund of Rs 7.10 crores was obtained on 26.04.2019.
- b) Intimation u/s 143(1) of the Income Tax Act, 1961 has been obtained for AY 2017-18 vide Order dated 23.03.2019. The rectification petition filed by the Port u/s 154 against the same has been rejected vide communication dated 06.05.2019 and the port is in the process of taking up the matter with Jurisdictional Assessing Officer.
- c) Rectification petition filed by the Port for AY 2007-08 to consider excess application of income of the earlier Assessment Years as per the Order of Hon'ble ITAT is pending with Jurisdictional Assessing Officer.
- d) Refund of TDS for AY 2014-15 to AY 2016-17 due to change in PAN

which is pending for a long time has been taken up with Income Tax Department at various levels and also filed grievance at CPGRAMS.

### 23. **Deferred Tax**

In terms of the Accounting Standard on accounting for taxes on Income AS-22, Deferred Tax Asset (net) has not been recognized in the accounts in the absence of virtual/reasonable certainty of future taxable profits.

### 24. **Investments:**

Government of India has approved Port's investment of Rs.15 lakhs in equity shares of Cochin Bridge Infrastructure Co. Ltd. as an investment of funds under Section 88(2)(d) of the MPT Act 1963 vide Letter No.PO/28025/2/2004-PLN dated 21<sup>st</sup> November 2006. This has been shown as 'Investments in Shares' in Annual Accounts.

### 25. **Arbitration and legal proceedings**

a) Arbitration with M/s PLL in connection with revised lease rent was awarded in favour of CoPT vide order dated 24.08.2017 allowing CoPT to collect differential lease rent at warehouse rates along with penal interest. PLL filed an OP against the Arbitral Award before the Hon'ble District Court along with an IA for staying the operation of the Award pending disposal of OP. PLL also represented before the Secretary (Shipping) vide letter dated 09.10.2017 to review the decision dated 19.01.2017. CoPT has also filed an application



challenging the Arbitral Award before the District Court for getting enhanced lease rentals on “land with water frontage” rates and the claim for dredged sand on 24.11.2017. The District Court passed an interim order dated 16.10.2017 staying the operation of the Award subject to the condition that PLL shall pay the revised rent as per 2010 TAMP Guidelines from 2014 onwards. However, PLL has filed another IA for modification of the said order. Based on the Court direction dated 16.10.2017, CoPT issued notice dated 20.12.2017 to PLL demanding to remit Rs.26.38 crores towards lease rent from 01.04.2014 to 30.09.2017 along with penal interest. District court has posted the hearing on 12.06.2019.

However, during the discussion with PLL on 18.01.2018, the Port briefed the financial position of the Port and requested PLL to remit Rs.15 cr immediately against the dues, in order to provide uninterrupted service to LNG Vessels. PLL agreed to make the payment as dredging advance. MoS vide letter dated 06.02.2018, informed PLL that they have not disputed the order of Secretary (Shipping) dated 19.01.2017 until the arbitration award was passed on 24.08.2017. MoS, therefore directed PLL to remit the outstanding dues to CoPT without any delay.

Based on the direction of MoS, CoPT sent a letter to PLL on 15.02.2018 requesting to remit Rs.27.38 cr towards dues and penal interest and a reminder was issued on 06.03.2018. PLL filed WP before the High Court on 06.04.2018 for quashing the report of KITCO dated 20/01/2016, MoS Orders dated 19.01.2017 and 06.02.2018 and CoPT’s demand letter dated 15.02.2018 and 06.03.2018.

The Single Bench of the Hon’ble High Court of Kerala, vide interim order dated 13.04.2018, stayed the recovery of dues from PLL for a period of 3 months on the condition that the balance amount of dredging advance paid by PLL i.e. Rs.10.62 cr. out of Rs.15 cr. to be adjusted to lease rent dues, also that PLL to pay another Rs.5 cr towards lease rent dues, for the balance amount to provide BG and to pay 50% of the enhanced rate in future till the WP is disposed off. PLL challenged the interim order dated 13.04.2018. The Division bench on 11.05.2018 modified order of Single Bench by vacating that portion of order which requires PLL to provide BG and also the direction to pay 50% of enhanced rate. It is also further directed that the PLL shall also continue to pay lease rentals at the pre-revised rate during the pendency of the Writ petition. The Port has filed counter affidavit against the writ petition



filed by PLL before the single bench.

- b) M/s IGTPPL had filed claim before the Arbitral Tribunal to the tune of Rs 300 Crores against which port had filed counter claim amounting to Rs 1070.71 Crores which comprises of claims raised in connection with capital and maintenance dredging work, loss due to concession on Vessel related charges, loss of revenue share on account of under utilization of facilities, cost of deployment of CISF at ICTT, reimbursement of leave salary and gratuity contribution in respect of port employees deputed to IGTPPL from 01.04.2005 to 28.02.2011. The Arbitral Tribunal passed Award on 12.05.2017. The issue in respect of date of commencement of Licence period was awarded in IGTPPL's favour. In respect of the issue of cost of CISF deployment at ICTT and reimbursement of leave salary, pension and gratuity contribution, the tribunal stated that IGTPPL has to bear the cost but did not specified the amount to be paid. The Arbitral Tribunal in the order stated that the parties have to sort out what amount are payable by the claimant and sort it out between themselves. Based on the Expert opinion of Attorney General of India, CoPT filed petition against the Award dated 12.05.2017 passed by the Arbitral Tribunal in

the Hon'ble District Court, Ernakulam on 16.08.2017. IGTPPL has filed a petition to question of territorial jurisdiction and CoPT filed its statement of objection. Case posted for hearing on 07.06.2019.

- c) M/s. Jaisu Shipping Co. Pvt. Ltd., who executed the Contract of 'Dredging for maintenance of channels at Cochin Port for the year 2007-08 invoked the Arbitration Clause in the Agreement and claimed Rs. 3.51 crores. The Arbitral Tribunal in the Arbitration Award passed on 15.05.2013 directed Cochin Port to pay an amount of Rs 0.87 Crores to M/s. Jaisu Shipping Company along with interest @ 9% per annum from the date of the claim (19.04.2012) till the date of Award and thereafter at the same rate till the payment is made. Aggrieved on the Award, Cochin Port has challenged the Arbitration Award dated 15.05.2013 under Section 34 of the Arbitration and Conciliation Act 1996 which is pending before the Hon'ble District Court, Ernakulam. Next hearing posted on 27.05.2019.
- d) The contract for Capital Dredging of approach channel and ICTT berth basin for providing depth as required for 14.50 meter draft container vessels and maintenance dredging of Cochin Port during the period from 01.09.2008 to





31.12.2010 under the Agreement No.52 of 2008-09 was entrusted to M/s. Jaisu Shipping Co. Pvt. Ltd. who failed to provide the deliverables for which the payments has been withheld by the Port. The Bank Guarantee of Rs. 19.25 Crores submitted by Jaisu Shipping Co. Pvt. Ltd was encashed during 2011-12. The party then invoked the Arbitration clause in the Agreement.

As per the direction of the Hon'ble High Court of Kerala, Jaisu Shipping Co. Pvt. Ltd has filed amended claim statement before the reconstituted Arbitral Tribunal worth Rs. 795 Crores incorporating all the additional claims filed by them and CoPT has filed the Statement of defence. Jaisu Shipping Co. Pvt. Ltd., has also claimed payment of final bill for the work already done, release and return of security deposit, retention amount and encashed Performance Guarantee. Port has filed counter claim amounting to Rs.322 crores. The arguments of the claimant were heard by the Arbitral Tribunal. The argument of Port has commenced. No sitting held after 03.11.2018 since Jaisu had filed an application with a prayer to order Copt to pay their share of Arbitrator's fees also considering their financial constraints, which Copt had not agreed. Meanwhile, the Arbitral Tribunal has now been reconstituted

by nominating a new Arbitrator in place of CoPTs nominee Arbitrator now deceased. As per section 15 of the Arbitration Act, the hearings previously held may have to be repeated.

The bill for February 2011 and March 2011 for Rs 3.69 Crores towards Maintenance Dredging was not processed for payment as necessary supporting documents were not submitted.

- e) Litigation in respect of sponsorship fee due from M/s. Jaisu Shipping Co. Pvt. Ltd amounting to Rs 2.98 Crores along with interest @ 12% p.a for Volvo Ocean Race has been awarded in favour of Cochin Port Trust on 26.09.2013. As per the legal Opinion obtained by the Port, CoPT can file execution petition for recovery of the amount within 12 years from the date of decree. However, for this the assets owned by M/s Jaisu Shipping Co. Pvt. Ltd which are having no encumbrance to be attached are to be identified and other civil procedure are to be complied with.
- f) A suit was filed by M/s Jakhau Salt Company Pvt. Ltd for the loss of cargo due to collapse of Mattancherry Wharf for Rs.1.47 crores which was decreed against the Port. Port filed appeal before the Hon'ble High Court of Kerala, which is still pending. Last hearing posted on 29.10.2018 adjourned for disposal, date not specified.



- g) Installation & Commissioning of 110 KV sub-station and connected works at Cochin Port Trust was given to M/s Siemens Ltd., Chennai as on 16.03.2007 and the work was to complete in a period of 12 months as per agreement with M/s Siemens Ltd. Since there was a delay of 9 months in completing the work, liquidated damages of Rs.1.76 crores as per the agreement was deducted while making the final payment. Arbitration award was against the Port and hence the Port appealed against the award before the Hon'ble District Court, Ernakulam. Hearing is going on. Next hearing is scheduled on 23.05.2019.
- h) CoPT had entered into a contract with M/s.Tebma Shipyards Ltd., Chennai, for construction and delivery of two nos. 45 Tons Bollard Pull Tugs. Since the delivery of Tugs was delayed, CoPT had recovered Liquidated Damages of Rs. 8.09 Crores from the contractor. They raised objection to CoPT's above decision and the matter was referred for Arbitration. Arbitral Tribunal has passed an award on 10.09.2013 rejecting the claim of the Contractor. Subsequently, M/s. Tebma Shipyards Ltd., has filed an appeal on 21.12.2013 before Hon'ble District Court, Ernakulam to set aside the award and to direct CoPT to release the Liquidated

Damages of Rs. 8.09 Crores with interest. CoPT filed objections to the statement of facts submitted by M/s.Tebma Shipyards Ltd. Proceedings of the Court are in progress. Next hearing is posted on 07.06.2019.

- i) Port had filed a civil suit on 28.03.2014 against M/s. Tebma Shipyards Ltd., before the Hon'ble Sub Court at Kochi to recover an amount of Rs.1.05 Crores with interest at the rate of 15%, which was incurred by Cochin Port to rectify the manufacturing defects noticed on the Tugs supplied by M/s. Tebma Shipyards Ltd. They have submitted an affidavit dated 06.02.2015 before Hon'ble Sub Court, Kochi praying to direct the Port Trust to refer the dispute for arbitration as stipulated in terms of Clause 45.0 of Agreement Dated 05.10.2006. The Court had directed to refer the matter for arbitration and both the parties have appointed arbitrators. However, the Arbitrator nominated by M/s Tebma Shipyards Ltd., informed M/s Tebma Shipyards that he is not in a position to act as Arbitrator in the above dispute. Accordingly, a notice has been issued to M/s Tebma Shipyard Ltd., on 29.03.2019 to nominate another Arbitrator in the Arbitration panel and the reply of M/s Tebma Shipyards Ltd., is awaited.



- j) Cases are pending with the Supreme Court of India against various Customers, in connection with the Judgement of Hon'ble High Court of Kerala towards refund of excess ground rent collected beyond 75 days (approximately Rs. 1.58 crores). The case was posted for hearing before Supreme Court on 18.04.2017 and matter adjourned to 03.05.2017. Subsequently, the SLPs were taken up by the court on 12th, 13th & 14th of September 2017. After hearing the arguments, the Bench referred the matter to a larger Bench of 3 judges. The case is now posted for hearing in first week of July 2019.
- k) Land Acquisition cases related to the Project 'Providing Direct Road Connectivity to the SEZ area at Puthuvypeen, CoPT advanced an amount of Rs.1.07 Crores as deposit in Sub Court, Kochi towards 50% of the Decree Debt for the conditional stay in the execution petition moved by the evictees/claimants. The remittance of the remaining amount is subject to the final verdict. The co-developers in Puthuvypeen SEZ viz. PLL, BPCL-KR & IOCL were requested to reimburse their share towards the 50% amount advanced by CoPT out of which PLL & BPCL have reimbursed their share of Rs 26.97 lakhs. The share of IOCL amounting to Rs.26.97 lakhs is still pending which is being followed up.
- l) M/s.Lots Shipping Ltd. invoked the Arbitration against CoPT with respect to operation of Ro-Ro/ Lo-Lo Barge Service between W/Island & Bolghatty, claiming Rs 14.346 crores towards losses on account of low average daily volumes than the projected volumes in the tender, charter cost/day, maintenance costs of staff, taxes & levies paid, cost of frequent repair and loss of profit. Based on the default/dues on the part of M/s Lots Shipping Ltd. as per contract conditions, CoPT raised a Counter Claim of Rs 15.905 crores towards business loss, non-payment of Terminal Usage charges, parking charges, damages claim etc. Sole Arbitrator has been appointed and Arbitration proceedings are in progress. Oral evidence completed on 29.09.2018. 20 Arbitration sittings were held so far. In the 20th Arbitral sitting held on 23.03.2019, argument by Lots commenced and completed. The argument by Port side was held on 22.04.2019.
- m) CoPT invoked Arbitration against IGTPPL in the dispute on non-reimbursement of Cost Recovery Charges (CRC) at Vallarpadam SEZ by them. The Arbitral Tribunal has been constituted. The 10th and last sitting of the Arbitral Tribunal was held on 11th March



- 2019 during which arguments by Port side & IGTPPL side were completed and reserved for award.
- n) Cochin Port Trust had given work order for “Supply, erection, testing and commissioning of 3 nos. 20 metre High Mast lighting system at the Cochin Fisheries Harbour” to M/s Ambligola Exporters, Bangalore at a total contract value of Rs.16,77,000/- on 02.07.2012 with a completion period of 3 months. But there was a delay of five months in completing the work by the contractor. From the final bill submitted by the firm an amount of Rs.5,02,278/- was deducted, which includes the three amounts of Rs.1,59,825/-, Rs.3,40,578/- and Rs.1875/- towards LD, reinstating charges of the cable trenches and filling the foundation pit using JCB respectively. M/s Ambligola Exporters, filed a case before the Hon’ble Munsiff Court, Kochi against Cochin Port Trust. The judgement of the Court went in favour of the Plaintiff M/s Ambligola Exporters, directing to pay Rs.5,16,708/- to M/s Ambligola Exporters with interest @6% per annum. An appeal has been filed before the Hon’ble District Court against the judgement passed by the Hon’ble Munsiff Court on 15.03.2019.
- o) The work of “Providing 200mm Ductile Iron pumping line from UG tanks at Halt area at various locations in Willington Island and Road rectification thereof was awarded to M/s East India Engineers on 12.05.2015 with work Order value of Rs 1.91 crores. The contractor completed the pipelaying work except at the 3 railway crossing due to pending approval from Railway Authorities but the Road rectification work was not completed. The contractor raised certain issues regarding release of retention money, modified rates for executing road rectification work etc and appointed Sole arbitrator for the subject work. As per the final order issued by the Sole Arbitrator, the contractor is eligible for claims of Rs 74.59 lakhs and port is eligible for claims of Rs 18.48 lakhs. Port has challenged the Order before Hon’ble District Court.
- p) The work of “Dredging for maintenance of channels and basins at Cochin Port for the year 2017-18” was awarded to M/s. DCIL through open tender for an amount of Rs.88.511 crores. The contract consists of two parts viz., (i). Part-A- Lumpsum basis - Rs.75.041 crores and (ii) Part-B - Need/Quantity Basis- Rs. 13.47 crores. As per the contract conditions, the contractor has to maintain the entire channel coming under the lumpsum part of the contract to a depth of (-) 15.90m



throughout the contract period.

It was reported by DCI that as per the pre dredge survey, there was a back log quantity of around 8 Million Cu.m is to be removed for achieving the depth of (-) 15.90m and the time period given for making full depth from the date of commencement of work is 2 months. DCI has requested to allow them to maintain the channels and basins, as handed over to them till completion to the contract without any penalty. As DCI's claims are not in line with the agreement conditions, CoPT has not acceded to the same.

Considering the higher ruling shortfall in depth in the channels coming under the lumpsum part of the contract after the allowable period of 2 months, the Board of Trustees vide resolution No. 127 (Agenda Item No.B4) resolved to approve, (a) continuing the ongoing contract with M/s. DCI, based on the pre-dredge survey taken as on 19-02-2018, in view of settling the disputes through AMRCD as detailed in Agenda Item No.B4; and b) releasing payment against the monthly bills of DCI since May 2018 for the work done, till the disputes are resolved through the AMRCD as: (i) @ 75% against the gross bill amount under Part A - Lumpsum basis; (ii) full payment for work done under Part B - Need /Quantity basis; (iii) to

recover the charges towards the services availed by DCI for execution of the contract and other recoveries as per the agreement conditions, except the recovery towards non performance due to shortfall in depth and width; and (iv) to effect the fuel price variation payments based on the payment made as above, as recommended by Dredging Committee. Accordingly, payments towards the bills raised by DCI for the period from May 2018 onwards were released to DCI.

26. **Retirement Benefits:**

- a) Based on the data of 31.03.2019, the actuarial valuation of liability made by LIC is Rs 2774.26 Crores. The pension liability for the pensioners and existing employees is Rs 1725.23 crores and Rs 910.56 crores respectively totaling Rs 2635.79 Crores and Gratuity liability for existing employees is approximately Rs 138.47 Crores. Against this, Cochin Port is having investment of Rs.170.46 Crores and Rs 7.59 Crores in Pension and Gratuity Fund respectively as on 31.03.2019.
- b) The Actuarial Valuation of Pension liability has increased to Rs 2635.79 Crores as on 31.03.2019 as against Rs 2143.52 crores as on 31.03.2018 due to the impact of wage revision effected on the salary of Class III & IV employees.
- c) During the Board Meeting of





Cochin Port Trust held on 22.08.2015 it was decided to transfer the premium received on leasing of land in full to Pension Fund Trust considering the deteriorating position of the Pension Fund. The premium for the year 2018-19 amounting to Rs 10.79 crores has been fully transferred to Pension fund of LIC. Besides, port has transferred Rs 16.62 crores to LIC Pension Fund during the year 2018-19. The total contribution made during 2018-19 amounting to Rs 27.41 crores is within the limits prescribed under Rule 87 and 88 of the Income Tax Rules, 1962.

27. **Other Disclosures:**

**a) Joint Venture with IWAI for RO-RO Operation**

RO-RO Terminal has become operational from 25.02.2011. As per the MOU entered between IWAI and CoPT on 08.10.2009, the management and operation of RO-RO Terminals at Bolgatty Island and Willingdon Island will be carried out jointly by the port and IWAI by forming a Joint Management Committee (JMC) comprising of representatives of both the parties. As per the MOU, Port shall arrange for collection of terminal charges from the contractor and will prepare Annual Accounts of all transactions relating to the use of the terminals. The administrative expenditure shall be

met out from the revenue earned and the net surplus generated will be shared in the ratio of 70% to IWAI and 30% to CoPT. A separate Bank Account in the name of JMC was opened to remit the amount received against terminal usage charges from the contractor.

Due to failure in complying with the tender conditions, the port directed the party to stop the operation with effect from June 2017 and subsequently the party has invoked arbitration against the port.

The audited accounts of JMC as on 31.03.2018 shows accumulated profit amounting to Rs 35.17 Lakhs. 30% of the profit share amounting to Rs 10.55 lakhs attributable to Cochin Port Trust has been recognized as income under "sundry receipts" in the books of CoPT during the year 2017-18. 70% share of profit amounting to Rs 24.62 lakhs is attributable to M/s IWAI which has been shown as due to IWAI in the books of CoPT and will be settled based on the arbitration award.

**b) Outstanding dues from Pre-1996 lessees.**

With respect to Pre – 1996 lessees, port had charged revised lease rent based on TAMP notified rates 2010 in the year 2014. However, lessees filed litigation in the Hon'ble High Court of Kerala through Cochin Port Lease Holders Association and Interim Order was issued on



25.02.2015 to maintain status quo in the matter. The litigation is still pending. Meanwhile, estate rentals were once again revised vide TAMP Notification No. 304 dated 22.07.2016 and came into effect from 21.08.2016. Based on legal opinion obtained by the port, bills at TAMP notified rate was raised in respect of all lessees including Pre-1996 lessees. However, vide WP(C) No. 12138/2017 (N), Cochin Port Leaseholders Association along with 2 other petitioners (Pre-1996 lessees) filed a petition in the Hon'ble High Court of Kerala. Vide order dated 06.04.2017, interim stay for recovery of enhanced amounts was passed. Total arrears under litigation amounts to Rs. 4.09 Crs as at 31.03.2019.

**c) License fees on jetties**

The Port collects license fees from boat Jetties and piers based on the CoPT (Licensing of Jetties, Slipways and Boat Pens) regulations, 1968 and its amendments in 1996. License fees initially was Rs 1,297 per Jetty per annum which was enhanced to Rs 1,00,000 per Jetty per annum for those rent out their jetties for tying up Valloms/boats belonging to others. As required u/s 123(n) of the MPT Act, 1963, the amendments were published in the official Gazette on 13.05.2014 and the same was communicated to

Jetty owners on 16.06.2014. Jetty owners filed Writ petition in the Hon'ble High Court of Kerala and interim Order was passed that if the petitioners pay 1/4<sup>th</sup> of the demand, no action shall be initiated against the petitioners. Out of 287 jetties in use, only 65 owners have paid license fee. Balance is pending on account of litigation. Subsequently Port had reduced the rates and introduced a slab rates ranging between Rs. 2000/- to Rs. 100000/- depending on description of jetty. These have been published in the Kerala Gazette and waiting for publication in the Central Gazette. These rates have now been factored in the proposal for general revision in SoR of Port which is under consideration by TAMP.

**d) Electricity bills of NTB & STB**

The Port HT Electricity connection to North and South Tanker Berths was billed under HTII (Non Industrial – Non Commercial) Tariff. Consequent on revision of tariff, KSEB reclassified the tariff from HT II to HT IV (Commercial) w.e.f. 15-05-1999 and KSEB issued revised bill for the period from May 1999- July 2010 and raised demand of arrear. The Port filed Writ Petition on the matter and issue is presently pending. The Port is presently paying bill as per HT II tariff. The differential amount towards disputes is Rs 35.85 lakhs as on 31.03.2019.



e) In the case of estate rentals, billing has not been made in those cases for which port has issued resumption notice and eviction is under process.

**f) Duty Credit scrip:**

During the year, Port received SEIS scrips pertaining to the financial years 2016-17 and 2017-18

amounting to Rs. 5.14 Crs and Rs. 7.18 Crs resp. Since the scrips could be utilized only against payment of customs duty and since Port did not anticipate any imports in the near future, Port decided to auction the scrip as the scrips are freely transferrable. Details of scrip and E-auction are as follows:

FY	Value of scrip	E-auction date	% realized	Value realised
2016-17	5.14 crs	20.08.2018	99.45%	5.11 crs
2017-18	7.18 crs	02.05.2019	98.03%	7.04 crs

The Port has also filed a second application for the Duty Credit Scrip for the year 2016-17 amounting to Rs. 2.17 crores and is yet to be issued by JDFT. The Port has recognized the income during 2018-19, based on the net realizable value of 98.03%.

Similarly, M/s IGTPPL has also received the scrip for 2015-16, 2016-17 and 2017-18 for Rs. 6.77 Crores, Rs. 5.74 Crores and Rs. 5.57 Crores respectively. C&AG has observed that IGTPPL has to pay revenue share on sale of SEIS Scrips and the Port based on the legal opinion from our legal advisors and Additional Solicitor General, raised a demand

on IGTPPL for Rs. 4.16 Crores (based on SEIS scrips for 2015-16 and 2016-17). The Revenue Auditors have also mentioned in the Note to the Audit Report for the year 2016-17 that IGTPPL has not paid the revenue share on sale of SEIS scrips. However, IGTPPL subsequently informed the Port that Royalty is not payable on SEIS scrips vide their letters dated 25.04.2018 and 18.04.2019. The Port will take further steps in accordance with the License Agreement.

28. A separate set of accounts of Cochin Fisheries Harbour is shown in the accounts.